



Performance Handicap Racing Fleet

Summary Race Analysis Report

For All Classes:

FS and NFS

2017 - 2022

Report Parameters

Year(s): 2017 To: 2022	Classes: All Classes	Club: All Clubs
Report is Sorted By: Class, Year		Report Level Is: Summary'
Boats with St/Dev > 50	Or St/Dev < -50 are Omitted	Boats with ASP Diff > 50 Or ASP Diff < -999 are Omitted
Boats with Less Than 3 Races are Omitted		Boats with No Valid Certificate are Included

Alert Criteria - all criteria must be met

<i># Diff Boats</i>	<i># Races Sailed</i>	<i>Calc Diff</i>	<i>HDGP Alert</i>
1	> 15	>= +/- 12	?
2	> 20	>= +/- 12	??
3	> 30	>= +/- 9	???
>3	> 40	>= +/- 6	????
>3	> 60	>= +/- 12	?????

Class Reviews:



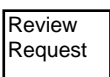
Central Council will review classes as follows:
All 3 to 5 Alerts (?????)
All 1 and 2 Alerts with 4 consecutive years of negative numbers



Districts will review classes as follows:
All 1 and 2 Alerts with 4 years of double digit performance



New Class Reviews
Must have 2 years of analysis



Handicapper Review request
Request can be via the Annual General Meeting, Forum or office contact.



Race Analysis Report (Summary)

Flying Sails (FS)

Non-Flying Sails (NFS)

Boat Class /Year	Flying Sails (FS)						Non-Flying Sails (NFS)							
	AVG ASP	Calc ASP	#Diff Boats	#Races Sailed	Std Dev	Calc Diff	HDCP ALERT	AVG ASP	Calc ASP	#Diff Boats	#Races Sailed	Std Dev	Calc Diff	HDCP ALERT
1D 35 CF -SB														
2017	43	22	1	9	+18	-21		0	0	0	0*	0	0	
2018	43	51	1	6	+19	+8		0	0	0	0*	0	0	
2019	43	42	1	8	+13	-1		0	0	0	0*	0	0	
CUMULATIVE	43	37	1	23	+17	-6		0	0	0	0*	0	0	
5.5 METER														
2017	156	156	1	5	+26	0		0	0	0	0*	0	0	
2022	0	0	0	0*	0	0		144	81	1	3	+22	-63	
CUMULATIVE	156	156	1	5	+26	0		144	81	1	3	+22	-63	
8 METER - CLASSIC														
2021	0	0	0	0*	0	0		75	72	1	5	+9	-3	
2022	66	115	1	3	+12	+49		75	81	1	5	+17	+6	
CUMULATIVE	66	115	1	3	+12	+49		75	76	1	10	+13	+1	
8 METER MOD 5														
2018	57	40	1	4	+21	-17		0	0	0	0*	0	0	
2019	57	55	1	4	+18	-2		0	0	0	0*	0	0	
2021	51	51	1	5	+13	0		0	0	0	0*	0	0	
2022	51	70	1	4	+23	+19		0	0	0	0*	0	0	
CUMULATIVE	54	54	1	17	+19	0		0	0	0	0*	0	0	
ABBOTT 22														
2017	0	0	0	0*	0	0		270	263	1	6	+22	-7	
2018	0	0	0	0*	0	0		270	266	1	12	+31	-4	
2019	0	0	0	0*	0	0		270	268	1	7	+26	-2	
2021	0	0	0	0*	0	0		258	252	1	7	+23	-6	
2022	0	0	0	0*	0	0		258	247	1	5	+15	-11	
CUMULATIVE	0	0	0	0*	0	0		266	261	1	37	+25	-5	
ABBOTT 27														
2022	0	0	0	0*	0	0		195	226	1	7	+37	+31	
CUMULATIVE	0	0	0	0*	0	0		195	226	1	7	+37	+31	
ABBOTT 33														
2017	0	0	0	0*	0	0		155	148	1	4	+10	-7	
2018	127	143	2	17	+27	+16		0	0	0	0*	0	0	
2019	129	126	3	31	+13	-3		0	0	0	0*	0	0	
2022	129	126	1	5	+21	-3		152	151	1	3	+23	-1	
CUMULATIVE	128	131	5	53	+18	+3		154	149	2	7	+16	-5	
ABBOTT 33 OB														
2018	0	0	0	0*	0	0		141	110	1	4	+13	-31	
CUMULATIVE	0	0	0	0*	0	0		141	110	1	4	+13	-31	
ABBOTT 36														
2021	0	0	0	0*	0	0		122	84	1	11	+23	-38	
2022	115	108	1	20	+24	-7		122	121	1	3	+5	-1	
CUMULATIVE	115	108	1	20	+24	-7		122	92	1	14	+19	-30	

New Class

Boat Class /Year	Flying Sails (FS)						Non-Flying Sails (NFS)							
	AVG ASP	Calc ASP	#Diff Boats	#Races Sailed	Std Dev	Calc Diff	HDCP ALERT	AVG ASP	Calc ASP	#Diff Boats	#Races Sailed	Std Dev	Calc Diff	HDCP ALERT
AJAX 28														
2017	0	0	0	0 *	0	0		224	224	1	10	+45	0	
2018	0	0	0	0 *	0	0		224	260	1	11	+25	+36	
2019	0	0	0	0 *	0	0		228	168	1	4	+36	-60	
2021	0	0	0	0 *	0	0		212	212	1	4	+5	0	
2022	0	0	0	0 *	0	0		212	176	1	10	+18	-36	
CUMULATIVE	0	0	0	0 *	0	0		220	215	1	39	+27	-5	
ALBERG 29														
2017	0	0	0	0 *	0	0		267	305	1	5	+34	+38	
CUMULATIVE	0	0	0	0 *	0	0		267	305	1	5	+34	+38	
ALBERG 30														
2017	229	230	3	24	+14	+1		249	242	2	14	+19	-7	
2018	227	231	3	29	+21	+4		246	245	2	16	+20	-1	
2019	223	230	1	8	+30	+7		245	248	2	20	+26	+3	
2021	223	217	1	5	+38	-6		0	0	0	0 *	0	0	
2022	223	208	1	6	+18	-15		231	228	1	9	+37	-3	
CUMULATIVE	227	228	3	72	+21	+1		244	243	2	59	+24	-1	
ALBERG 37														
2017	0	0	0	0 *	0	0		191	178	1	12	+26	-13	
2018	0	0	0	0 *	0	0		188	182	1	14	+17	-6	
2019	0	0	0	0 *	0	0		189	190	2	21	+20	+1	
2021	0	0	0	0 *	0	0		176	170	1	4	+1	-6	
2022	0	0	0	0 *	0	0		176	175	1	5	+9	-1	
CUMULATIVE	0	0	0	0 *	0	0		187	183	2	56	+18	-4	
ALBIN 7.9														
2017	233	236	1	6	+15	+3		0	0	0	0 *	0	0	
2018	233	253	1	7	+45	+20		0	0	0	0 *	0	0	
2019	233	233	1	7	+22	0		0	0	0	0 *	0	0	
CUMULATIVE	233	241	1	20	+28	+8		0	0	0	0 *	0	0	
ALERION 28														
2021	170	166	1	7	+8	-4		0	0	0	0 *	0	0	
CUMULATIVE	170	166	1	7	+8	-4		0	0	0	0 *	0	0	
ALOHA 27														
2019	0	0	0	0 *	0	0		253	252	1	8	+14	-1	
CUMULATIVE	0	0	0	0 *	0	0		253	252	1	8	+14	-1	
ALOHA 28/8.5														
2017	0	0	0	0 *	0	0		232	234	3	22	+10	+2	
2018	0	0	0	0 *	0	0		234	249	3	21	+15	+15	
2019	0	0	0	0 *	0	0		240	252	3	19	+18	+12	
2021	0	0	0	0 *	0	0		229	230	1	4	+9	+1	
2022	0	0	0	0 *	0	0		229	231	1	9	+25	+2	
CUMULATIVE	0	0	0	0 *	0	0		234	242	4	75	+15	+8	????
ALOHA 30														
2018	0	0	0	0 *	0	0		186	188	1	13	+25	+2	
2019	162	170	1	13	+37	+8		186	174	1	9	+29	-12	
2021	0	0	0	0 *	0	0		179	194	1	6	+18	+15	
2022	0	0	0	0 *	0	0		174	168	2	18	+24	-6	
CUMULATIVE	162	170	1	13	+37	+8		180	178	2	46	+24	-2	
ALOHA 30 WK MOD														
2017	0	0	0	0 *	0	0		188	222	1	3	+24	+34	
CUMULATIVE	0	0	0	0 *	0	0		188	222	1	3	+24	+34	

CC Review



Flying Sails (FS)

Non-Flying Sails (NFS)

Boat Class	AVG	Calc	#Diff	#Races	Std	Calc	HDCP	AVG	Calc	#Diff	#Races	Std	Calc	HDCP
/Year	ASP	ASP	Boats	Sailed	Dev	Diff	ALERT	ASP	ASP	Boats	Sailed	Dev	Diff	ALERT
ALOHA 34														
2018	0	0	0	0 *	0	0		191	238	1	7	+47	+47	
CUMULATIVE	0	0	0	0 *	0	0		191	238	1	7	+47	+47	
ALOHA 8.2 OB														
2017	0	0	0	0 *	0	0		234	239	1	11	+25	+5	
CUMULATIVE	0	0	0	0 *	0	0		234	239	1	11	+25	+5	
ANTRIM 27 IB -SB														
2017	95	138	1	9	+24	+43		0	0	0	0 *	0	0	
2018	95	141	1	9	+28	+46		0	0	0	0 *	0	0	
2019	95	118	1	10	+20	+23		0	0	0	0 *	0	0	
CUMULATIVE	95	132	1	28	+24	+37	?	0	0	0	0 *	0	0	
ANTRIM 27 OB -SB														
2021	85	84	1	3	+18	-1		0	0	0	0 *	0	0	
CUMULATIVE	85	84	1	3	+18	-1		0	0	0	0 *	0	0	
APHRODITE 101														
2017	142	130	1	6	+15	-12		0	0	0	0 *	0	0	
CUMULATIVE	142	130	1	6	+15	-12		0	0	0	0 *	0	0	
ARCHAMBAULT 35 CF														
2017	72	67	1	25	+13	-5		0	0	0	0 *	0	0	
2018	79	42	1	13	+18	-37		0	0	0	0 *	0	0	
2019	73	69	1	13	+11	-4		0	0	0	0 *	0	0	
2021	73	62	1	8	+11	-11		0	0	0	0 *	0	0	
2022	73	61	1	15	+13	-12		0	0	0	0 *	0	0	
CUMULATIVE	74	61	1	74	+13	-13	?	0	0	0	0 *	0	0	
ARCHAMBAULT 40RC CF MOD														
2018	33	48	1	8	+16	+15		0	0	0	0 *	0	0	
2019	35	40	1	10	+14	+5		0	0	0	0 *	0	0	
2021	41	40	1	3	+5	-1		74	55	1	4	+9	-19	
2022	62	64	1	6	+29	+2		0	0	0	0 *	0	0	
CUMULATIVE	41	48	1	27	+17	+7		74	55	1	4	+9	-19	
AVANCE 36														
2018	137	182	1	4	+48	+45		161	160	1	6	+28	-1	
2019	0	0	0	0 *	0	0		169	143	1	3	+24	-26	
CUMULATIVE	137	182	1	4	+48	+45		164	154	1	9	+27	-10	
B 25 -SB														
2018	135	151	1	4	+19	+16		0	0	0	0 *	0	0	
2019	135	174	1	4	+22	+39		0	0	0	0 *	0	0	
CUMULATIVE	135	162	1	8	+21	+27		0	0	0	0 *	0	0	
B 32 OB MOD -SB														
2017	73	82	1	10	+16	+9		0	0	0	0 *	0	0	
2018	73	80	1	13	+17	+7		0	0	0	0 *	0	0	
2019	73	73	1	11	+22	0		0	0	0	0 *	0	0	
2021	73	90	1	9	+21	+17		0	0	0	0 *	0	0	
2022	73	82	1	12	+12	+9		0	0	0	0 *	0	0	
CUMULATIVE	73	81	1	55	+17	+8		0	0	0	0 *	0	0	
BAVARIA 31 CRUISER														
2017	0	0	0	0 *	0	0		187	167	1	7	+25	-20	
CUMULATIVE	0	0	0	0 *	0	0		187	167	1	7	+25	-20	

CC Review

District Review
MCC (TORW)



Flying Sails (FS)

Non-Flying Sails (NFS)

Boat Class	AVG	Calc	#Diff	#Races	Std	Calc	HDCP	AVG	Calc	#Diff	#Races	Std	Calc	HDCP
/Year	ASP	ASP	Boats	Sailed	Dev	Diff	ALERT	ASP	ASP	Boats	Sailed	Dev	Diff	ALERT

CC
Review

BENETEAU 1ST 10R CF **

2017	90	93	6	61	+22	+3		0	0	0	0 *	0	0	
2018	90	97	5	59	+19	+7	????	112	104	1	3	+19	-8	
2019	90	97	5	44	+17	+7	????	112	102	2	14	+17	-10	
2021	88	90	2	16	+21	+2		109	98	2	13	+10	-11	
2022	91	114	2	31	+23	+23	??	108	91	2	14	+21	-17	
CUMULATIVE	90	98	6	211	+20	+8	????	110	98	4	44	+16	-12	????



BENETEAU 1ST 235 SD/WK

2017	0	0	0	0 *	0	0		235	241	2	13	+18	+6	
2018	0	0	0	0 *	0	0		237	278	1	5	+15	+41	
2022	229	234	1	3	+5	+5		237	262	2	10	+16	+25	
CUMULATIVE	229	234	1	3	+5	+5		236	255	2	28	+17	+19	??

BENETEAU 1ST 265

2019	0	0	0	0 *	0	0		222	222	1	9	+14	0	
CUMULATIVE	0	0	0	0 *	0	0		222	222	1	9	+14	0	

BENETEAU 1ST 27.7

2018	151	151	1	9	+11	0		0	0	0	0 *	0	0	
2019	145	177	1	5	+36	+32		0	0	0	0 *	0	0	
2022	145	154	1	6	+45	+9		0	0	0	0 *	0	0	
CUMULATIVE	148	158	1	20	+27	+10		0	0	0	0 *	0	0	

BENETEAU 1ST 285

2018	0	0	0	0 *	0	0		230	223	1	10	+13	-7	
CUMULATIVE	0	0	0	0 *	0	0		230	223	1	10	+13	-7	

BENETEAU 1ST 285 SD/WK

2017	230	229	1	10	+25	-1		238	239	1	8	+20	+1	
2018	230	230	1	9	+41	0		238	238	2	15	+24	0	
2019	0	0	0	0 *	0	0		237	244	3	24	+13	+7	
2021	0	0	0	0 *	0	0		223	233	2	10	+24	+10	
2022	0	0	0	0 *	0	0		223	217	2	13	+25	-6	
CUMULATIVE	230	229	1	19	+32	-1		233	236	3	70	+20	+3	

BENETEAU 1ST 29

2019	0	0	0	0 *	0	0		207	248	1	10	+35	+41	
2021	0	0	0	0 *	0	0		195	204	1	3	+8	+9	
CUMULATIVE	0	0	0	0 *	0	0		204	238	1	13	+29	+34	

BENETEAU 1ST 30 (2011)

2019	0	0	0	0 *	0	0		139	171	1	5	+33	+32	
CUMULATIVE	0	0	0	0 *	0	0		139	171	1	5	+33	+32	

CC
Review

BENETEAU 1ST 305

2017	0	0	0	0 *	0	0		183	184	1	6	+16	+1	
2018	0	0	0	0 *	0	0		181	172	2	18	+29	-9	
2019	0	0	0	0 *	0	0		181	161	2	18	+10	-20	
2021	156	164	1	7	+19	+8		171	138	1	11	+26	-33	
2022	156	179	1	10	+18	+23		171	131	1	9	+19	-40	
CUMULATIVE	156	173	1	17	+19	+17	?	178	158	2	62	+20	-20	??

District
Review
CLUB (DIST)

BENETEAU 1ST 30E MH

2017	160	158	1	18	+10	-2		0	0	0	0 *	0	0	
2018	160	148	1	4	+12	-12		201	210	1	10	+28	+9	
CUMULATIVE	160	156	1	22	+11	-4		201	210	1	10	+28	+9	

Flying Sails (FS)							Non-Flying Sails (NFS)							
Boat Class	AVG	Calc	#Diff	#Races	Std	Calc	HDCP	AVG	Calc	#Diff	#Races	Std	Calc	HDCP
/Year	ASP	ASP	Boats	Sailed	Dev	Diff	ALERT	ASP	ASP	Boats	Sailed	Dev	Diff	ALERT
BENETEAU 1st 32 TM														
2022	140	140	1	5	+13	0		153	165	1	3	+10	+12	
CUMULATIVE	140	140	1	5	+13	0		153	165	1	3	+10	+12	
BENETEAU 1ST 325 SD														
2017	147	188	1	14	+45	+41		0	0	0	0 *	0	0	
2018	151	188	1	19	+30	+37	?	0	0	0	0 *	0	0	
2019	151	169	1	15	+21	+18		0	0	0	0 *	0	0	
CUMULATIVE	150	182	1	48	+32	+32	?	0	0	0	0 *	0	0	
BENETEAU 1ST 345														
2017	0	0	0	0 *	0	0		158	171	1	6	+16	+13	
2018	0	0	0	0 *	0	0		154	162	1	5	+15	+8	
2019	0	0	0	0 *	0	0		154	171	1	6	+20	+17	
CUMULATIVE	0	0	0	0 *	0	0		155	168	1	17	+17	+13	?
BENETEAU 1ST 35-2 CF														
2021	0	0	0	0 *	0	0		113	140	1	4	+16	+27	
CUMULATIVE	0	0	0	0 *	0	0		113	140	1	4	+16	+27	
BENETEAU 1ST 36 S7														
2017	111	98	1	8	+18	-13		0	0	0	0 *	0	0	
2018	111	110	1	5	+10	-1		0	0	0	0 *	0	0	
2019	111	118	1	8	+16	+7		0	0	0	0 *	0	0	
2021	111	130	1	6	+23	+19		0	0	0	0 *	0	0	
2022	0	0	0	0 *	0	0		127	100	1	3	+17	-27	
CUMULATIVE	111	113	1	27	+17	+2		127	100	1	3	+17	-27	
BENETEAU 1ST 36.7 **														
2017	78	76	13	138	+16	-2		96	97	4	27	+9	+1	
2018	78	80	11	111	+16	+2		96	97	4	26	+15	+1	
2019	78	79	14	145	+21	+1		96	112	1	4	+29	+16	
2021	80	82	7	60	+17	+2		89	94	5	26	+13	+5	
2022	78	78	15	151	+16	0		89	95	3	24	+17	+6	
CUMULATIVE	78	78	21	605	+17	0		92	96	8	107	+14	+4	
BENETEAU 1ST 36.7 SD														
2017	83	119	1	7	+16	+36		107	106	4	44	+17	-1	
2018	90	103	2	13	+17	+13		102	95	3	33	+11	-7	
2019	84	99	1	7	+47	+15		101	105	3	27	+13	+4	
2021	0	0	0	0 *	0	0		93	93	1	5	+12	0	
2022	84	108	1	5	+16	+24		93	88	2	13	+13	-5	
CUMULATIVE	86	107	3	32	+23	+21	???	102	100	4	122	+14	-2	
BENETEAU 1ST 40														
2017	28	39	1	9	+16	+11		65	66	1	9	+19	+1	
2018	0	0	0	0 *	0	0		65	63	1	8	+11	-2	
CUMULATIVE	28	39	1	9	+16	+11		65	65	1	17	+15	0	
BENETEAU 1ST 40 SD														
2019	64	96	1	4	+14	+32		0	0	0	0 *	0	0	
2021	0	0	0	0 *	0	0		84	84	1	4	+5	0	
CUMULATIVE	64	96	1	4	+14	+32		84	84	1	4	+5	0	
BENETEAU 1ST 40 TM (TK)														
2022	0	0	0	0 *	0	0		75	52	1	11	+18	-23	
CUMULATIVE	0	0	0	0 *	0	0		75	52	1	11	+18	-23	

CC
Review

Flying Sails (FS)

Non-Flying Sails (NFS)

<i>Boat Class</i>	<i>AVG</i>	<i>Calc</i>	<i>#Diff</i>	<i>#Races</i>	<i>Std</i>	<i>Calc</i>	<i>HDCP</i>	<i>AVG</i>	<i>Calc</i>	<i>#Diff</i>	<i>#Races</i>	<i>Std</i>	<i>Calc</i>	<i>HDCP</i>
<i>/Year</i>	<i>ASP</i>	<i>ASP</i>	<i>Boats</i>	<i>Sailed</i>	<i>Dev</i>	<i>Diff</i>	<i>ALERT</i>	<i>ASP</i>	<i>ASP</i>	<i>Boats</i>	<i>Sailed</i>	<i>Dev</i>	<i>Diff</i>	<i>ALERT</i>
BENETEAU 1ST 40 TM SD														
2017	63	109	1	7	+25	+46		0	0	0	0 *	0	0	
2018	63	108	1	8	+18	+45		0	0	0	0 *	0	0	
CUMULATIVE	63	108	1	15	+21	+45		0	0	0	0 *	0	0	
BENETEAU 1ST 40.7														
2017	58	57	1	22	+10	-1		79	76	1	12	+9	-3	
2018	55	51	3	32	+10	-4		79	60	1	6	+8	-19	
2019	56	54	3	27	+12	-2		79	76	1	8	+20	-3	
2021	56	55	1	8	+8	-1		67	70	2	11	+17	+3	
2022	56	52	1	14	+13	-4		67	70	2	21	+14	+3	
CUMULATIVE	56	54	3	103	+11	-2		72	71	2	58	+14	-1	
BENETEAU 1ST 405 TM SD														
2017	106	122	1	4	+7	+16		123	122	1	7	+3	-1	
CUMULATIVE	106	122	1	4	+7	+16		123	122	1	7	+3	-1	
BENETEAU 1ST 42 TM														
2017	83	101	1	17	+19	+18	?	0	0	0	0 *	0	0	
2018	85	90	1	10	+20	+5		0	0	0	0 *	0	0	
2019	85	84	1	8	+14	-1		0	0	0	0 *	0	0	
CUMULATIVE	84	94	1	35	+18	+10		0	0	0	0 *	0	0	
BENETEAU 1ST 42S7 WKI														
2017	0	0	0	0 *	0	0		105	95	1	5	+36	-10	
2018	0	0	0	0 *	0	0		105	97	1	5	+43	-8	
2019	0	0	0	0 *	0	0		105	120	1	6	+25	+15	
CUMULATIVE	0	0	0	0 *	0	0		105	105	1	16	+34	0	
BENETEAU 1ST 45														
2017	0	0	0	0 *	0	0		54	61	1	7	+15	+7	
2018	0	0	0	0 *	0	0		54	68	1	7	+12	+14	
CUMULATIVE	0	0	0	0 *	0	0		54	64	1	14	+14	+10	
BENETEAU 1ST CLASS 10														
2017	100	95	1	11	+18	-5		0	0	0	0 *	0	0	
2018	100	101	1	13	+13	+1		0	0	0	0 *	0	0	
2019	100	93	1	9	+25	-7		0	0	0	0 *	0	0	
2021	103	103	1	7	+6	0		0	0	0	0 *	0	0	
2022	103	90	1	14	+17	-13		124	110	1	3	+27	-14	
CUMULATIVE	101	96	1	54	+16	-5		124	110	1	3	+27	-14	
BENETEAU 1ST CLASS 12 MOD														
2019	98	126	1	3	+26	+28		0	0	0	0 *	0	0	
CUMULATIVE	98	126	1	3	+26	+28		0	0	0	0 *	0	0	
BENETEAU 1ST FIGARO SOLO -SB														
2017	103	96	2	16	+17	-7		0	0	0	0 *	0	0	
2018	103	114	2	10	+19	+11		0	0	0	0 *	0	0	
2019	103	104	2	16	+25	+1		0	0	0	0 *	0	0	
2021	103	109	2	12	+12	+6		0	0	0	0 *	0	0	
2022	102	96	1	7	+18	-6		0	0	0	0 *	0	0	
CUMULATIVE	103	104	2	61	+19	+1		0	0	0	0 *	0	0	
BENETEAU 323 SD														
2018	0	0	0	0 *	0	0		185	204	1	9	+30	+19	
2019	0	0	0	0 *	0	0		188	215	1	3	+19	+27	
CUMULATIVE	0	0	0	0 *	0	0		186	207	2	12	+27	+21	

Flying Sails (FS)

Non-Flying Sails (NFS)

Boat Class	AVG	Calc	#Diff	#Races	Std	Calc	HDCP	AVG	Calc	#Diff	#Races	Std	Calc	HDCP
/Year	ASP	ASP	Boats	Sailed	Dev	Diff	ALERT	ASP	ASP	Boats	Sailed	Dev	Diff	ALERT
BENETEAU 343 /OCEANIS														
2018	0	0	0	0 *	0	0		171	156	1	4	+35	-15	
2019	0	0	0	0 *	0	0		204	204	1	10	+35	0	
CUMULATIVE	0	0	0	0 *	0	0		195	190	2	14	+35	-5	
BENETEAU OCEANIS 311														
2017	0	0	0	0 *	0	0		204	207	1	3	+40	+3	
2018	185	216	1	3	+16	+31		206	210	1	4	+22	+4	
2019	0	0	0	0 *	0	0		180	180	1	6	+2	0	
2022	0	0	0	0 *	0	0		196	190	1	6	+17	-6	
CUMULATIVE	185	216	1	3	+16	+31		194	194	2	19	+17	0	
BENETEAU OCEANIS 331														
2022	0	0	0	0 *	0	0		183	203	1	7	+48	+20	
CUMULATIVE	0	0	0	0 *	0	0		183	203	1	7	+48	+20	
BENETEAU OCEANIS 34														
2017	0	0	0	0 *	0	0		188	123	1	12	+31	-65	
2018	0	0	0	0 *	0	0		191	168	1	14	+23	-23	
2019	159	154	1	6	+14	-5		0	0	0	0 *	0	0	
2021	159	152	1	6	+25	-7		0	0	0	0 *	0	0	
CUMULATIVE	159	153	1	12	+19	-6		190	147	1	26	+27	-43	?
BENETEAU OCEANIS 352														
2022	0	0	0	0 *	0	0		181	184	1	7	+27	+3	
CUMULATIVE	0	0	0	0 *	0	0		181	184	1	7	+27	+3	
BENETEAU OCEANIS 37 DK														
2019	0	0	0	0 *	0	0		168	204	1	7	+28	+36	
CUMULATIVE	0	0	0	0 *	0	0		168	204	1	7	+28	+36	
BENETEAU OCEANIS 381														
2022	0	0	0	0 *	0	0		157	173	1	13	+27	+16	
CUMULATIVE	0	0	0	0 *	0	0		157	173	1	13	+27	+16	
BENETEAU OCEANIS 41														
2022	0	0	0	0 *	0	0		120	147	1	7	+24	+27	
CUMULATIVE	0	0	0	0 *	0	0		120	147	1	7	+24	+27	
BLUENOSE CUDDY														
2017	278	238	2	13	+31	-40		291	226	1	9	+28	-65	
2018	242	240	1	15	+16	-2		249	234	1	14	+35	-15	
2019	248	233	2	10	+18	-15		260	233	1	10	+24	-27	
2021	239	238	1	12	+28	-1		239	178	1	8	+30	-61	
2022	239	235	1	13	+20	-4		239	176	1	9	+29	-63	
CUMULATIVE	249	237	2	63	+23	-12	??	255	213	1	50	+30	-42	?
BOMBARDIER 7.6														
2017	168	142	1	10	+30	-26		0	0	0	0 *	0	0	
2018	168	154	1	9	+24	-14		0	0	0	0 *	0	0	
2019	168	138	1	6	+34	-30		192	176	1	10	+48	-16	
CUMULATIVE	168	145	1	25	+29	-23	?	192	176	1	10	+48	-16	
BRUCKMANN 39 CUS														
2017	81	89	1	21	+17	+8		104	87	1	11	+19	-17	
2018	0	0	0	0 *	0	0		101	87	1	14	+14	-14	
2019	78	83	1	3	+14	+5		0	0	0	0 *	0	0	
CUMULATIVE	81	88	1	24	+17	+7		102	87	1	25	+16	-15	?

CC Review

District Review CLUB (DIST)



Flying Sails (FS)

Non-Flying Sails (NFS)

Boat Class	AVG	Calc	#Diff	#Races	Std	Calc	HDCP	AVG	Calc	#Diff	#Races	Std	Calc	HDCP
/Year	ASP	ASP	Boats	Sailed	Dev	Diff	ALERT	ASP	ASP	Boats	Sailed	Dev	Diff	ALERT
C&C 110 CF														
2018	0	0	0	0 *	0	0		105	75	1	3	+21	-30	
2021	0	0	0	0 *	0	0		109	120	1	6	+20	+11	
CUMULATIVE	0	0	0	0 *	0	0		108	105	2	9	+20	-3	
C&C 110 EXPRESS														
2022	0	0	0	0 *	0	0		114	113	1	3	0	-1	
CUMULATIVE	0	0	0	0 *	0	0		114	113	1	3	0	-1	
C&C 115 CF**														
2017	65	72	5	54	+20	+7	????	95	77	2	16	+13	-18	
2018	64	74	3	40	+16	+10	???	96	70	2	18	+9	-26	
2019	63	70	3	44	+14	+7		87	58	1	9	+20	-29	
2021	63	77	2	23	+13	+14	??	83	64	2	12	+11	-19	
2022	65	67	3	27	+20	+2		84	39	1	10	+21	-45	
CUMULATIVE	64	72	5	188	+17	+8	????	90	64	3	65	+14	-26	???
C&C 121 CUS 1														
2017	67	66	1	13	+9	-1		85	92	1	3	+7	+7	
2018	0	0	0	0 *	0	0		85	102	1	7	+13	+17	
CUMULATIVE	67	66	1	13	+9	-1		85	99	1	10	+11	+14	
C&C 121 DK														
2022	0	0	0	0 *	0	0		94	122	1	6	+32	+28	
CUMULATIVE	0	0	0	0 *	0	0		94	122	1	6	+32	+28	
C&C 24														
2017	233	203	1	8	+14	-30		256	231	3	23	+17	-25	
2018	230	205	2	19	+20	-25		253	219	2	25	+25	-34	??
2019	223	215	2	19	+38	-8		254	236	3	43	+24	-18	???
2021	0	0	0	0 *	0	0		234	233	2	13	+8	-1	
2022	0	0	0	0 *	0	0		240	231	2	28	+30	-9	
CUMULATIVE	228	209	3	46	+27	-19	???	249	230	5	132	+23	-19	?????
C&C 25 REDLINE														
2017	0	0	0	0 *	0	0		268	277	2	12	+26	+9	
2018	0	0	0	0 *	0	0		255	231	3	20	+28	-24	
2019	0	0	0	0 *	0	0		263	263	1	4	+8	0	
2021	0	0	0	0 *	0	0		254	241	1	6	+35	-13	
2022	0	0	0	0 *	0	0		254	253	1	9	+11	-1	
CUMULATIVE	0	0	0	0 *	0	0		259	250	3	51	+24	-9	???
C&C 25-1 IB														
2017	217	241	1	3	+46	+24		0	0	0	0 *	0	0	
2018	0	0	0	0 *	0	0		237	191	1	3	+8	-46	
CUMULATIVE	217	241	1	3	+46	+24		237	191	1	3	+8	-46	
C&C 25-1 OB														
2017	214	203	5	33	+13	-11		234	214	5	38	+18	-20	
2018	214	205	8	73	+21	-9	????	234	222	5	38	+18	-12	
2019	209	199	6	59	+23	-10	????	229	222	6	45	+16	-7	???
2021	210	209	3	14	+26	-1		221	224	3	18	+15	+3	
2022	211	214	4	40	+26	+3		220	219	5	41	+21	-1	
CUMULATIVE	212	205	12	219	+22	-7	????	228	220	8	180	+18	-8	????
C&C 25-2 IB														
2017	0	0	0	0 *	0	0		243	243	1	8	+11	0	
2021	0	0	0	0 *	0	0		244	260	2	12	+25	+16	
CUMULATIVE	0	0	0	0 *	0	0		244	253	3	20	+20	+9	

CC Review

CC Review

CC Review

CC Review

Flying Sails (FS)

Non-Flying Sails (NFS)

Boat Class	AVG	Calc	#Diff	#Races	Std	Calc	HDCP	AVG	Calc	#Diff	#Races	Std	Calc	HDCP
/Year	ASP	ASP	Boats	Sailed	Dev	Diff	ALERT	ASP	ASP	Boats	Sailed	Dev	Diff	ALERT
C&C 27-1														
2017	0	0	0	0 *	0	0		236	257	1	12	+26	+21	
2018	0	0	0	0 *	0	0		224	203	1	3	+23	-21	
2021	0	0	0	0 *	0	0		240	238	1	4	+6	-2	
2022	0	0	0	0 *	0	0		240	240	1	4	+19	0	
CUMULATIVE	0	0	0	0 *	0	0		236	244	3	23	+21	+8	
C&C 27-2														
2018	223	260	1	16	+27	+37	?	222	250	1	17	+34	+28	?
2019	0	0	0	0 *	0	0		224	250	2	11	+30	+26	
2021	0	0	0	0 *	0	0		220	229	3	15	+14	+9	
2022	0	0	0	0 *	0	0		231	249	2	28	+34	+18	??
CUMULATIVE	223	260	1	16	+27	+37	?	226	245	5	71	+29	+19	?????
C&C 27-3 **														
2017	189	183	11	130	+20	-6	????	218	217	10	96	+25	-1	
2018	189	189	16	191	+21	0		218	209	11	81	+24	-9	????
2019	190	186	12	133	+18	-4		222	231	6	48	+30	+9	????
2021	188	179	4	31	+25	-9		205	219	6	27	+30	+14	
2022	190	188	10	91	+17	-2		208	217	4	26	+20	+9	
CUMULATIVE	190	186	18	576	+20	-4		217	217	20	278	+25	0	
C&C 27-4														
2017	189	190	1	9	+40	+1		206	206	1	8	+7	0	
2018	0	0	0	0 *	0	0		217	225	2	12	+36	+8	
2019	0	0	0	0 *	0	0		209	208	2	16	+25	-1	
2021	195	196	1	8	+14	+1		0	0	0	0 *	0	0	
2022	194	210	2	24	+29	+16	??	0	0	0	0 *	0	0	
CUMULATIVE	193	203	2	41	+29	+10		211	213	3	36	+25	+2	
C&C 27-5 **														
2017	179	173	7	99	+13	-6	????	199	198	8	77	+24	-1	
2018	179	177	7	80	+15	-2		200	206	10	110	+23	+6	????
2019	178	171	7	106	+15	-7	????	207	212	8	44	+18	+5	
2021	178	182	2	15	+13	+4		189	202	4	26	+22	+13	
2022	178	170	3	40	+21	-8		190	186	7	51	+20	-4	
CUMULATIVE	178	173	9	340	+15	-5		198	201	16	308	+22	+3	
C&C 27-5 OB														
2017	167	216	1	9	+29	+49		192	168	2	16	+31	-24	
2018	169	209	1	5	+32	+40		196	186	2	16	+30	-10	
2019	0	0	0	0 *	0	0		195	177	2	22	+32	-18	??
2021	0	0	0	0 *	0	0		186	184	1	7	+47	-2	
2022	0	0	0	0 *	0	0		186	122	1	9	+44	-64	
CUMULATIVE	168	214	1	14	+30	+46		193	171	3	70	+34	-22	???
C&C 29 **														
2017	177	175	6	22	+16	-2		204	207	5	45	+17	+3	
2018	178	167	5	40	+23	-11		206	209	9	71	+14	+3	
2019	177	166	5	79	+18	-11	????	207	195	6	38	+20	-12	
2021	177	174	5	26	+14	-3		190	200	2	9	+33	+10	
2022	177	161	4	32	+12	-16		193	185	4	40	+21	-8	
CUMULATIVE	177	167	7	199	+17	-10	????	202	201	13	203	+18	-1	

CC Review

CC Review



Flying Sails (FS)

Non-Flying Sails (NFS)

Boat Class	AVG	Calc	#Diff	#Races	Std	Calc	HDCP	AVG	Calc	#Diff	#Races	Std	Calc	HDCP
/Year	ASP	ASP	Boats	Sailed	Dev	Diff	ALERT	ASP	ASP	Boats	Sailed	Dev	Diff	ALERT
C&C 29-2 **														
2017	181	197	8	71	+29	+16	?????	203	186	5	52	+19	-17	????
2018	181	192	9	91	+22	+11	????	202	194	7	62	+19	-8	????
2019	180	187	11	107	+21	+7	????	204	192	7	43	+15	-12	????
2021	181	192	5	40	+26	+11		200	208	2	16	+34	+8	
2022	179	182	8	107	+24	+3		194	192	5	42	+22	-2	
CUMULATIVE	180	189	15	416	+24	+9	????	201	192	13	215	+20	-9	????
C&C 3/4 TON														
2017	146	181	1	10	+19	+35		173	164	2	24	+15	-9	
2018	146	170	1	6	+29	+24		169	167	2	23	+14	-2	
2019	0	0	0	0 *	0	0		169	160	2	27	+20	-9	
2021	144	151	2	12	+25	+7		156	170	2	18	+26	+14	
2022	144	149	2	27	+17	+5		155	160	2	16	+14	+5	
CUMULATIVE	144	158	2	55	+20	+14	??	166	164	3	108	+18	-2	
C&C 30 **														
2017	175	172	5	52	+21	-3		200	201	9	74	+24	+1	
2018	175	176	5	39	+19	+1		201	200	10	85	+27	-1	
2019	178	173	4	31	+21	-5		202	208	8	63	+24	+6	????
2021	183	209	2	10	+31	+26		194	191	7	56	+21	-3	
2022	178	179	3	25	+16	+1		192	190	10	93	+21	-2	
CUMULATIVE	177	177	8	157	+20	0		198	197	20	371	+23	-1	
C&C 30 >506														
2017	182	182	1	4	+10	0		0	0	0	0 *	0	0	
2019	182	182	1	3	0	0		0	0	0	0 *	0	0	
CUMULATIVE	182	182	1	7	+6	0		0	0	0	0 *	0	0	
C&C 30 SD														
2017	0	0	0	0 *	0	0		197	121	1	13	+35	-76	
2018	0	0	0	0 *	0	0		197	161	1	14	+26	-36	
2019	0	0	0	0 *	0	0		197	184	2	18	+25	-13	
2021	0	0	0	0 *	0	0		186	130	1	9	+39	-56	
2022	0	0	0	0 *	0	0		186	161	1	12	+16	-25	
CUMULATIVE	0	0	0	0 *	0	0		194	155	2	66	+27	-39	??
C&C 30-2														
2017	147	155	1	7	+17	+8		170	175	3	24	+12	+5	
2018	147	144	1	9	+21	-3		169	182	5	36	+24	+13	
2019	147	147	1	9	+17	0		168	164	4	38	+18	-4	
2021	149	149	1	7	+22	0		160	152	3	24	+14	-8	
2022	148	154	2	6	+7	+6		160	162	2	18	+43	+2	
CUMULATIVE	148	149	3	38	+17	+1		166	168	7	140	+21	+2	
C&C 31 CORVETTE														
2017	0	0	0	0 *	0	0		220	232	2	11	+17	+12	
2018	200	248	1	8	+44	+48		219	222	4	33	+22	+3	
2019	0	0	0	0 *	0	0		221	230	1	12	+12	+9	
2021	206	225	1	8	+21	+19		209	210	1	8	+23	+1	
2022	206	212	1	6	+23	+6		221	190	1	6	+18	-31	
CUMULATIVE	204	230	1	22	+30	+26	?	219	221	4	70	+19	+2	

CC Review

CC Review

District Review CLUB (DIST)



Flying Sails (FS)

Non-Flying Sails (NFS)

Boat Class	AVG	Calc	#Diff	#Races	Std	Calc	HDCP	AVG	Calc	#Diff	#Races	Std	Calc	HDCP
/Year	ASP	ASP	Boats	Sailed	Dev	Diff	ALERT	ASP	ASP	Boats	Sailed	Dev	Diff	ALERT
C&C 32														
2017	158	173	1	9	+17	+15		186	174	3	30	+21	-12	
2018	158	174	1	28	+21	+16	?	188	171	3	47	+25	-17	???
2019	0	0	0	0 *	0	0		187	176	4	50	+19	-11	????
2021	0	0	0	0 *	0	0		179	151	2	7	+13	-28	
2022	0	0	0	0 *	0	0		184	189	4	21	+12	+5	
CUMULATIVE	158	174	1	37	+20	+16	?	186	174	5	155	+20	-12	?????
C&C 32 KCB														
2017	0	0	0	0 *	0	0		186	197	1	10	+20	+11	
2018	0	0	0	0 *	0	0		189	207	2	21	+20	+18	??
2019	0	0	0	0 *	0	0		198	218	1	8	+21	+20	
CUMULATIVE	0	0	0	0 *	0	0		190	207	2	39	+20	+17	??
C&C 33														
2017	0	0	0	0 *	0	0		170	160	9	91	+21	-10	????
2018	148	141	1	3	+13	-7		173	162	7	74	+22	-11	????
2019	148	145	1	12	+18	-3		173	164	6	50	+20	-9	????
2021	150	132	2	10	+12	-18		158	204	1	10	+24	+46	
2022	149	137	2	9	+26	-12		160	160	1	6	+17	0	
CUMULATIVE	149	138	2	34	+18	-11		171	163	11	231	+21	-8	????
C&C 33-2 **														
2017	132	131	2	30	+26	-1		153	156	7	43	+20	+3	
2018	132	126	7	62	+20	-6	????	154	152	10	100	+22	-2	
2019	132	133	6	50	+16	+1		154	161	6	52	+15	+7	????
2021	133	144	4	19	+17	+11		145	134	8	75	+19	-11	????
2022	133	125	5	74	+16	-8	????	145	139	8	77	+15	-6	????
CUMULATIVE	133	129	12	235	+18	-4		150	147	12	347	+19	-3	
C&C 33-2 CB														
2021	0	0	0	0 *	0	0		150	176	1	7	+38	+26	
CUMULATIVE	0	0	0	0 *	0	0		150	176	1	7	+38	+26	
C&C 34 **														
2017	142	151	2	12	+8	+9		166	166	5	39	+14	0	
2018	145	157	1	21	+30	+12	?	168	168	4	23	+16	0	
2019	144	157	1	15	+15	+13		167	157	8	42	+26	-10	????
2021	148	147	1	6	+10	-1		156	173	4	22	+27	+17	
2022	143	150	1	12	+43	+7		155	174	4	37	+33	+19	
CUMULATIVE	144	154	4	66	+23	+10	????	163	167	12	163	+23	+4	
C&C 35-1														
2017	0	0	0	0 *	0	0		168	121	1	10	+21	-47	
2018	154	156	1	7	+17	+2		168	130	1	13	+20	-38	
2019	152	136	1	7	+13	-16		168	145	2	18	+24	-23	
2021	146	192	1	5	+32	+46		155	149	3	21	+23	-6	
2022	147	172	2	14	+39	+25		156	115	3	24	+28	-41	
CUMULATIVE	149	164	3	33	+28	+15	???	162	132	3	86	+24	-30	???
C&C 35-2														
2017	141	126	1	5	+18	-15		0	0	0	0 *	0	0	
2018	139	142	2	23	+26	+3		151	180	1	4	+9	+29	
2019	142	138	2	15	+21	-4		159	200	1	3	+22	+41	
2021	0	0	0	0 *	0	0		144	128	1	9	+30	-16	
2022	143	130	2	11	+22	-13		157	158	2	10	+9	+1	
CUMULATIVE	141	137	3	54	+23	-4		152	156	4	26	+18	+4	

CC Review

CC Review

CC Review

CC Review



<i>Boat Class</i> <i>/Year</i>	Flying Sails (FS)						Non-Flying Sails (NFS)							
	<i>AVG</i> <i>ASP</i>	<i>Calc</i> <i>ASP</i>	<i>#Diff</i> <i>Boats</i>	<i>#Races</i> <i>Sailed</i>	<i>Std</i> <i>Dev</i>	<i>Calc</i> <i>Diff</i>	<i>HDCP</i> <i>ALERT</i>	<i>AVG</i> <i>ASP</i>	<i>Calc</i> <i>ASP</i>	<i>#Diff</i> <i>Boats</i>	<i>#Races</i> <i>Sailed</i>	<i>Std</i> <i>Dev</i>	<i>Calc</i> <i>Diff</i>	<i>HDCP</i> <i>ALERT</i>
C&C 35-2 SM														
2021	0	0	0	0 *	0	0		150	158	1	5	+15	+8	
CUMULATIVE	0	0	0	0 *	0	0		150	158	1	5	+15	+8	
C&C 35-3														
2017	124	136	5	44	+19	+12	????	144	191	1	4	+31	+47	
2018	125	127	6	53	+17	+2		146	171	2	16	+14	+25	
2019	126	122	5	62	+19	-4		154	146	1	5	+21	-8	
2021	125	115	4	17	+12	-10		137	104	1	6	+24	-33	
2022	129	116	4	39	+16	-13		143	130	1	12	+14	-13	
CUMULATIVE	126	124	7	215	+18	-2		145	149	5	43	+18	+4	
C&C 35-3 KCB														
2017	0	0	0	0 *	0	0		152	157	1	22	+9	+5	
2018	0	0	0	0 *	0	0		146	156	1	15	+12	+10	
2019	0	0	0	0 *	0	0		156	172	2	22	+18	+16	??
2021	129	140	1	6	+8	+11		149	156	1	12	+20	+7	
2022	129	143	1	3	+18	+14		149	149	1	19	+10	0	
CUMULATIVE	129	141	1	9	+11	+12		151	159	2	90	+13	+8	
C&C 35-3 WK														
2017	131	129	1	6	+15	-2		0	0	0	0 *	0	0	
2018	131	130	1	10	+29	-1		0	0	0	0 *	0	0	
2019	131	138	1	8	+20	+7		0	0	0	0 *	0	0	
CUMULATIVE	131	132	1	24	+22	+1		0	0	0	0 *	0	0	
C&C 36														
2019	0	0	0	0 *	0	0		154	151	1	17	+14	-3	
2021	0	0	0	0 *	0	0		150	146	2	24	+16	-4	
2022	0	0	0	0 *	0	0		149	146	2	36	+17	-3	
CUMULATIVE	0	0	0	0 *	0	0		151	147	2	77	+16	-4	
C&C 36 FRIGATE														
2018	0	0	0	0 *	0	0		210	214	1	5	+22	+4	
CUMULATIVE	0	0	0	0 *	0	0		210	214	1	5	+22	+4	
C&C 37														
2017	115	124	1	12	+20	+9		148	139	1	22	+23	-9	
2018	115	153	1	4	+18	+38		146	125	2	19	+26	-21	
2019	0	0	0	0 *	0	0		144	125	2	32	+19	-19	??
2021	0	0	0	0 *	0	0		134	136	2	25	+20	+2	
2022	0	0	0	0 *	0	0		136	136	2	35	+24	0	
CUMULATIVE	115	131	1	16	+19	+16	?	141	132	2	133	+22	-9	
C&C 37/40+ SM WK/DK														
2018	0	0	0	0 *	0	0		102	136	1	3	+4	+34	
CUMULATIVE	0	0	0	0 *	0	0		102	136	1	3	+4	+34	
C&C 38-1														
2017	116	106	1	11	+6	-10		141	135	2	14	+11	-6	
2018	116	116	1	16	+30	0		141	101	2	7	+35	-40	
2019	116	102	1	13	+19	-14		140	142	1	4	+13	+2	
2021	118	91	1	14	+23	-27		0	0	0	0 *	0	0	
2022	118	114	1	10	+20	-4		0	0	0	0 *	0	0	
CUMULATIVE	117	106	1	64	+21	-11		141	127	3	25	+18	-14	

Boat Class /Year	Flying Sails (FS)						Non-Flying Sails (NFS)							
	AVG ASP	Calc ASP	#Diff Boats	#Races Sailed	Std Dev	Calc Diff	HDCP ALERT	AVG ASP	Calc ASP	#Diff Boats	#Races Sailed	Std Dev	Calc Diff	HDCP ALERT
C&C 38-3 WK														
2017	0	0	0	0 *	0	0		129	129	1	5	+9	0	
2018	0	0	0	0 *	0	0		129	130	1	12	+9	+1	
2019	0	0	0	0 *	0	0		129	127	1	8	+22	-2	
2022	0	0	0	0 *	0	0		120	113	1	3	+10	-7	
CUMULATIVE	0	0	0	0 *	0	0		128	127	1	28	+13	-1	
C&C 39 CUS 1														
2017	103	152	1	3	+27	+49		123	132	1	8	+31	+9	
2018	0	0	0	0 *	0	0		123	127	1	22	+15	+4	
2019	0	0	0	0 *	0	0		123	121	1	9	+22	-2	
2021	103	80	1	3	+24	-23		114	110	1	5	+18	-4	
2022	0	0	0	0 *	0	0		114	100	1	12	+10	-14	
CUMULATIVE	103	116	1	6	+26	+13		120	120	1	56	+18	0	
C&C 40-2 CB														
2017	0	0	0	0 *	0	0		122	128	1	5	+11	+6	
2018	0	0	0	0 *	0	0		124	146	1	4	+34	+22	
2019	0	0	0	0 *	0	0		124	126	1	4	+29	+2	
2022	0	0	0	0 *	0	0		115	119	1	3	+27	+4	
CUMULATIVE	0	0	0	0 *	0	0		122	130	1	16	+24	+8	
C&C 41														
2017	72	79	1	8	+7	+7		0	0	0	0 *	0	0	
2018	72	90	1	8	+21	+18		0	0	0	0 *	0	0	
2019	72	116	1	9	+25	+44		0	0	0	0 *	0	0	
CUMULATIVE	72	96	1	25	+18	+24	?	0	0	0	0 *	0	0	
C&C 41 CUS														
2017	72	87	1	21	+23	+15	?	0	0	0	0 *	0	0	
CUMULATIVE	72	87	1	21	+23	+15	?	0	0	0	0 *	0	0	
C&C 41-1 REDLINE CUS														
2017	132	181	1	3	+23	+49		0	0	0	0 *	0	0	
CUMULATIVE	132	181	1	3	+23	+49		0	0	0	0 *	0	0	
C&C 99 CF DK **														
2021	0	0	0	0 *	0	0		117	134	1	9	+22	+17	
2022	0	0	0	0 *	0	0		117	120	1	20	+18	+3	
CUMULATIVE	0	0	0	0 *	0	0		117	124	1	29	+19	+7	
C&C 99 CF SD **														
2017	99	105	6	61	+17	+6	????	125	153	1	3	+25	+28	
2018	99	100	5	58	+16	+1		0	0	0	0 *	0	0	
2019	99	101	5	30	+21	+2		123	163	1	4	+23	+40	
2021	99	102	2	17	+19	+3		117	111	2	15	+14	-6	
2022	97	104	2	14	+27	+7		117	112	2	14	+17	-5	
CUMULATIVE	99	102	6	180	+19	+3		118	121	5	36	+17	+3	
C&C REDWING 30														
2017	190	171	1	13	+13	-19		212	212	1	8	+7	0	
2018	190	162	1	6	+11	-28		214	205	1	15	+24	-9	
2019	187	166	1	9	+9	-21		211	208	1	19	+24	-3	
2022	0	0	0	0 *	0	0		199	188	1	8	+23	-11	
CUMULATIVE	189	167	1	28	+11	-22	?	210	205	1	50	+21	-5	
C&C REDWING 30 MOD														
2017	0	0	0	0 *	0	0		225	225	1	3	+31	0	
CUMULATIVE	0	0	0	0 *	0	0		225	225	1	3	+31	0	

Flying Sails (FS)

Non-Flying Sails (NFS)

Boat Class	AVG	Calc	#Diff	#Races	Std	Calc	HDCP	AVG	Calc	#Diff	#Races	Std	Calc	HDCP
/Year	ASP	ASP	Boats	Sailed	Dev	Diff	ALERT	ASP	ASP	Boats	Sailed	Dev	Diff	ALERT

New Class

C&C REDWING 30 MOD-2

2021	199	212	1	10	+36	+13		0	0	0	0*	0	0	
2022	199	180	1	10	+17	-19		0	0	0	0*	0	0	
CUMULATIVE	199	196	1	20	+26	-3		0	0	0	0*	0	0	

CAL 25-1

2019	234	212	1	4	+5	-22		0	0	0	0*	0	0	
CUMULATIVE	234	212	1	4	+5	-22		0	0	0	0*	0	0	

CAL 29-2

2017	199	237	1	3	+19	+38		219	238	1	5	+38	+19	
CUMULATIVE	199	237	1	3	+19	+38		219	238	1	5	+38	+19	

CAL 30-3

2019	0	0	0	0*	0	0		188	188	1	3	+34	0	
CUMULATIVE	0	0	0	0*	0	0		188	188	1	3	+34	0	

CAL 39 CUS

2017	0	0	0	0*	0	0		147	140	1	5	+13	-7	
CUMULATIVE	0	0	0	0*	0	0		147	140	1	5	+13	-7	

CAL 9.2

2018	0	0	0	0*	0	0		207	198	1	4	+17	-9	
CUMULATIVE	0	0	0	0*	0	0		207	198	1	4	+17	-9	

CC Review

CAPRI 22 CATALINA

2017	0	0	0	0*	0	0		221	147	1	4	+43	-74	
2018	0	0	0	0*	0	0		221	192	1	16	+24	-29	?
2019	0	0	0	0*	0	0		220	204	2	18	+24	-16	
2021	0	0	0	0*	0	0		203	190	1	6	+31	-13	
2022	0	0	0	0*	0	0		210	195	2	12	+22	-15	
CUMULATIVE	0	0	0	0*	0	0		216	193	2	56	+26	-23	??



District Review CLUB (DIST)

CAPRI 23.5 -SB

2017	104	130	1	9	+24	+26		0	0	0	0*	0	0	
2018	104	105	1	9	+10	+1		0	0	0	0*	0	0	
2019	104	106	1	6	+31	+2		0	0	0	0*	0	0	
2021	104	96	1	4	+20	-8		0	0	0	0*	0	0	
2022	110	111	1	11	+22	+1		0	0	0	0*	0	0	
CUMULATIVE	106	112	1	39	+21	+6		0	0	0	0*	0	0	

District Review CLUB (DIST)

CAPRI 25

2017	177	155	1	17	+12	-22	?	0	0	0	0*	0	0	
2018	177	161	1	25	+16	-16	?	0	0	0	0*	0	0	
2019	171	151	1	27	+23	-20	?	0	0	0	0*	0	0	
2021	171	172	2	17	+13	+1		180	137	1	5	+29	-43	
2022	171	160	1	21	+23	-11		180	172	2	14	+25	-8	
CUMULATIVE	173	159	2	107	+18	-14	??	180	162	2	19	+26	-18	

CAPRI 30 OB

2017	0	0	0	0*	0	0		137	125	1	13	+20	-12	
2018	0	0	0	0*	0	0		137	132	1	13	+14	-5	
2019	0	0	0	0*	0	0		137	137	1	13	+12	0	
2021	0	0	0	0*	0	0		128	96	1	5	+23	-32	
CUMULATIVE	0	0	0	0*	0	0		136	127	1	44	+16	-9	

CARRERA 290 MOD CF

2022	67	87	1	16	+17	+20	?	0	0	0	0*	0	0	
CUMULATIVE	67	87	1	16	+17	+20	?	0	0	0	0*	0	0	

Flying Sails (FS)

Non-Flying Sails (NFS)

Boat Class	AVG	Calc	#Diff	#Races	Std	Calc	HDCP	AVG	Calc	#Diff	#Races	Std	Calc	HDCP
/Year	ASP	ASP	Boats	Sailed	Dev	Diff	ALERT	ASP	ASP	Boats	Sailed	Dev	Diff	ALERT
CATALINA 22														
2017	0	0	0	0*	0	0		273	273	1	3	+19	0	
2019	0	0	0	0*	0	0		273	273	1	6	+31	0	
2022	0	0	0	0*	0	0		276	314	1	8	+35	+38	
CUMULATIVE	0	0	0	0*	0	0		274	292	2	17	+30	+18	
CATALINA 25 OB														
2017	0	0	0	0*	0	0		249	234	3	16	+20	-15	
2018	0	0	0	0*	0	0		250	232	2	21	+17	-18	??
2019	0	0	0	0*	0	0		249	239	3	23	+25	-10	
2021	0	0	0	0*	0	0		235	229	1	9	+33	-6	
2022	0	0	0	0*	0	0		235	221	1	11	+26	-14	
CUMULATIVE	0	0	0	0*	0	0		246	232	4	80	+23	-14	?????
CATALINA 25 TM														
2017	0	0	0	0*	0	0		243	240	2	31	+26	-3	
2018	0	0	0	0*	0	0		241	240	1	6	+5	-1	
2019	0	0	0	0*	0	0		247	222	1	10	+26	-25	
2022	0	0	0	0*	0	0		234	222	2	17	+21	-12	
CUMULATIVE	0	0	0	0*	0	0		241	232	2	64	+23	-9	
CATALINA 250 WK														
2019	0	0	0	0*	0	0		257	286	1	8	+45	+29	
CUMULATIVE	0	0	0	0*	0	0		257	286	1	8	+45	+29	
CATALINA 27 IB														
2018	0	0	0	0*	0	0		254	244	2	22	+15	-10	
2019	0	0	0	0*	0	0		257	248	1	12	+20	-9	
2021	0	0	0	0*	0	0		246	286	1	7	+27	+40	
2022	0	0	0	0*	0	0		246	292	1	5	+31	+46	
CUMULATIVE	0	0	0	0*	0	0		253	257	3	46	+20	+4	
CATALINA 27 OB														
2018	0	0	0	0*	0	0		233	224	1	4	+32	-9	
2021	0	0	0	0*	0	0		224	148	1	4	+42	-76	
2022	0	0	0	0*	0	0		224	184	1	14	+46	-40	
CUMULATIVE	0	0	0	0*	0	0		226	185	1	22	+42	-41	?
CATALINA 270														
2018	0	0	0	0*	0	0		229	240	1	12	+31	+11	
2019	0	0	0	0*	0	0		229	228	1	8	+12	-1	
2021	0	0	0	0*	0	0		229	228	1	8	+15	-1	
CUMULATIVE	0	0	0	0*	0	0		229	235	1	20	+23	+6	
CUMULATIVE	0	0	0	0*	0	0		229	228	1	8	+15	-1	
CATALINA 275 SPORT														
2017	163	184	1	3	+42	+21		0	0	0	0*	0	0	
CUMULATIVE	163	184	1	3	+42	+21		0	0	0	0*	0	0	
CATALINA 30-1/2/3														
2019	0	0	0	0*	0	0		220	212	1	4	+29	-8	
2021	0	0	0	0*	0	0		211	191	2	12	+36	-20	
2022	0	0	0	0*	0	0		208	188	1	8	+24	-20	
CUMULATIVE	0	0	0	0*	0	0		212	194	2	24	+30	-18	??
CATALINA 30-1/2/3 TM														
2018	0	0	0	0*	0	0		200	200	1	3	+35	0	
CUMULATIVE	0	0	0	0*	0	0		200	200	1	3	+35	0	

CC Review



Flying Sails (FS)

Non-Flying Sails (NFS)

<i>Boat Class</i>	<i>AVG</i>	<i>Calc</i>	<i>#Diff</i>	<i>#Races</i>	<i>Std</i>	<i>Calc</i>	<i>HDCP</i>	<i>AVG</i>	<i>Calc</i>	<i>#Diff</i>	<i>#Races</i>	<i>Std</i>	<i>Calc</i>	<i>HDCP</i>
<i>/Year</i>	<i>ASP</i>	<i>ASP</i>	<i>Boats</i>	<i>Sailed</i>	<i>Dev</i>	<i>Diff</i>	<i>ALERT</i>	<i>ASP</i>	<i>ASP</i>	<i>Boats</i>	<i>Sailed</i>	<i>Dev</i>	<i>Diff</i>	<i>ALERT</i>
CATALINA 30-1/2/3 TM BS														
2017	175	176	4	27	+27	+1		191	193	4	34	+23	+2	
2018	174	172	2	12	+10	-2		194	185	3	16	+16	-9	
2019	0	0	0	0 *	0	0		197	196	3	17	+19	-1	
2021	0	0	0	0 *	0	0		188	190	1	4	+2	+2	
2022	162	171	1	5	+25	+9		190	199	2	15	+26	+9	
CUMULATIVE	173	174	4	44	+22	+1		193	193	7	86	+20	0	
CATALINA 30-1/2/3 TM BS WK														
2017	0	0	0	0 *	0	0		191	190	1	8	+7	-1	
CUMULATIVE	0	0	0	0 *	0	0		191	190	1	8	+7	-1	
CATALINA 309 WK														
2018	0	0	0	0 *	0	0		227	246	1	3	+17	+19	
CUMULATIVE	0	0	0	0 *	0	0		227	246	1	3	+17	+19	
CATALINA 310														
2021	0	0	0	0 *	0	0		189	180	1	8	+9	-9	
2022	0	0	0	0 *	0	0		189	170	1	18	+20	-19	?
CUMULATIVE	0	0	0	0 *	0	0		189	173	1	26	+17	-16	?
CATALINA 320-1/2 WK														
2017	0	0	0	0 *	0	0		181	218	1	8	+19	+37	
2018	0	0	0	0 *	0	0		189	227	1	14	+23	+38	
2019	0	0	0	0 *	0	0		189	232	1	5	+12	+43	
2022	0	0	0	0 *	0	0		180	218	1	8	+30	+38	
CUMULATIVE	0	0	0	0 *	0	0		185	224	1	35	+22	+39	?
CATALINA 34 TM														
2017	0	0	0	0 *	0	0		187	177	2	10	+16	-10	
2018	0	0	0	0 *	0	0		184	184	2	22	+16	0	
2019	0	0	0	0 *	0	0		180	176	2	12	+8	-4	
2022	0	0	0	0 *	0	0		161	164	1	10	+26	+3	
CUMULATIVE	0	0	0	0 *	0	0		179	177	3	54	+16	-2	
CATALINA 34 TM WK														
2021	170	212	1	4	+25	+42		175	137	1	3	+6	-38	
CUMULATIVE	170	212	1	4	+25	+42		175	137	1	3	+6	-38	
CATALINA 350-1 WK														
2018	0	0	0	0 *	0	0		243	243	1	3	+8	0	
2021	0	0	0	0 *	0	0		141	191	1	3	+3	+50	
CUMULATIVE	0	0	0	0 *	0	0		192	217	2	6	+6	+25	
CATALINA 355 WK														
2018	0	0	0	0 *	0	0		177	194	1	6	+24	+17	
CUMULATIVE	0	0	0	0 *	0	0		177	194	1	6	+24	+17	
CATALINA 36 TM														
2017	141	133	1	14	+16	-8		0	0	0	0 *	0	0	
2018	141	132	1	8	+19	-9		161	134	1	11	+16	-27	
2019	141	112	1	6	+25	-29		0	0	0	0 *	0	0	
CUMULATIVE	141	128	1	28	+19	-13	?	161	134	1	11	+16	-27	
CATALINA 36-2 TM														
2017	0	0	0	0 *	0	0		161	203	1	7	+32	+42	
CUMULATIVE	0	0	0	0 *	0	0		161	203	1	7	+32	+42	

District Review CLUB (DIST)

Flying Sails (FS)

Non-Flying Sails (NFS)

Boat Class	AVG	Calc	#Diff	#Races	Std	Calc	HDCP	AVG	Calc	#Diff	#Races	Std	Calc	HDCP
/Year	ASP	ASP	Boats	Sailed	Dev	Diff	ALERT	ASP	ASP	Boats	Sailed	Dev	Diff	ALERT
CATALINA 380 WK														
2017	0	0	0	0 *	0	0		149	150	1	11	+22	+1	
2018	0	0	0	0 *	0	0		149	149	1	5	+17	0	
2019	0	0	0	0 *	0	0		149	142	1	10	+29	-7	
2021	0	0	0	0 *	0	0		140	137	1	6	+34	-3	
2022	0	0	0	0 *	0	0		140	152	1	11	+33	+12	
CUMULATIVE	0	0	0	0 *	0	0		145	147	1	43	+27	+2	
CATALINA 400 MARK II-1 SD/WK														
2017	0	0	0	0 *	0	0		162	162	1	12	+13	0	
2018	0	0	0	0 *	0	0		162	162	1	7	+5	0	
CUMULATIVE	0	0	0	0 *	0	0		162	162	1	19	+10	0	
CAYENNE 12.5 TM														
2017	0	0	0	0 *	0	0		109	88	1	5	+17	-21	
2018	0	0	0	0 *	0	0		109	94	1	12	+19	-15	
2021	0	0	0	0 *	0	0		100	76	1	7	+13	-24	
2022	0	0	0	0 *	0	0		94	93	1	14	+30	-1	
CUMULATIVE	0	0	0	0 *	0	0		102	90	1	38	+22	-12	?
CHASER 29														
2017	162	165	1	8	+15	+3		0	0	0	0 *	0	0	
2018	162	151	2	32	+13	-11		0	0	0	0 *	0	0	
2019	160	157	2	45	+16	-3		0	0	0	0 *	0	0	
2022	162	156	1	20	+11	-6		0	0	0	0 *	0	0	
CUMULATIVE	161	155	2	105	+14	-6		0	0	0	0 *	0	0	
CHRYSLER 26														
2018	0	0	0	0 *	0	0		246	256	1	7	+10	+10	
CUMULATIVE	0	0	0	0 *	0	0		246	256	1	7	+10	+10	
COLUMBIA 26-2 MOD														
2017	0	0	0	0 *	0	0		250	243	1	5	+24	-7	
2019	0	0	0	0 *	0	0		250	241	1	7	+25	-9	
2021	0	0	0	0 *	0	0		238	238	1	5	+7	0	
2022	0	0	0	0 *	0	0		238	246	1	4	+14	+8	
CUMULATIVE	0	0	0	0 *	0	0		245	242	1	21	+18	-3	
COLUMBIA 28-2														
2021	0	0	0	0 *	0	0		251	246	1	9	+19	-5	
2022	0	0	0	0 *	0	0		251	243	1	9	+30	-8	
CUMULATIVE	0	0	0	0 *	0	0		251	244	1	18	+25	-7	
COLUMBIA 8.7														
2021	0	0	0	0 *	0	0		230	222	1	6	+42	-8	
CUMULATIVE	0	0	0	0 *	0	0		230	222	1	6	+42	-8	
CONCORDIA 47 -SB														
2017	-12	-18	1	6	+7	-6		0	0	0	0 *	0	0	
2018	-12	-12	1	14	+3	0		0	0	0	0 *	0	0	
2019	-12	-8	1	8	+9	+4		0	0	0	0 *	0	0	
2021	-12	-6	1	10	+13	+6		0	0	0	0 *	0	0	
2022	-12	-15	1	8	+12	-3		0	0	0	0 *	0	0	
CUMULATIVE	-12	-11	1	46	+8	+1		0	0	0	0 *	0	0	
CONRAD 7.6														
2017	230	191	1	5	+31	-39		0	0	0	0 *	0	0	
2018	230	222	1	4	+25	-8		0	0	0	0 *	0	0	
2019	230	242	1	4	+17	+12		0	0	0	0 *	0	0	
CUMULATIVE	230	216	1	13	+25	-14		0	0	0	0 *	0	0	

CC
Review

District
Review
CLUB (DIST)



?

Flying Sails (FS)

Non-Flying Sails (NFS)

<i>Boat Class</i>	<i>AVG</i>	<i>Calc</i>	<i>#Diff</i>	<i>#Races</i>	<i>Std</i>	<i>Calc</i>	<i>HDCP</i>	<i>AVG</i>	<i>Calc</i>	<i>#Diff</i>	<i>#Races</i>	<i>Std</i>	<i>Calc</i>	<i>HDCP</i>
<i>/Year</i>	<i>ASP</i>	<i>ASP</i>	<i>Boats</i>	<i>Sailed</i>	<i>Dev</i>	<i>Diff</i>	<i>ALERT</i>	<i>ASP</i>	<i>ASP</i>	<i>Boats</i>	<i>Sailed</i>	<i>Dev</i>	<i>Diff</i>	<i>ALERT</i>
CONTESSA 26														
2018	0	0	0	0 *	0	0		274	273	1	9	+40	-1	
CUMULATIVE	0	0	0	0 *	0	0		274	273	1	9	+40	-1	
CONTESSA 32														
2017	0	0	0	0 *	0	0		210	192	1	7	+11	-18	
2018	0	0	0	0 *	0	0		210	211	1	11	+21	+1	
2019	0	0	0	0 *	0	0		210	198	1	11	+12	-12	
CUMULATIVE	0	0	0	0 *	0	0		210	201	1	29	+15	-9	
CONTESSA 35 MOD														
2022	120	123	1	22	+20	+3		0	0	0	0 *	0	0	
CUMULATIVE	120	123	1	22	+20	+3		0	0	0	0 *	0	0	
CRUSADER														
2018	231	191	1	10	+20	-40		0	0	0	0 *	0	0	
2019	231	183	1	7	+25	-48		0	0	0	0 *	0	0	
2022	231	207	1	6	+37	-24		0	0	0	0 *	0	0	
CUMULATIVE	231	193	1	23	+26	-38	?	0	0	0	0 *	0	0	
CS 22														
2017	265	270	1	8	+32	+5		289	281	1	7	+15	-8	
2018	265	276	1	10	+34	+11		289	264	1	12	+11	-25	
2019	265	287	1	7	+32	+22		289	310	1	6	+42	+21	
2021	262	289	1	3	+38	+27		277	267	1	5	+7	-10	
2022	0	0	0	0 *	0	0		277	275	1	5	+38	-2	
CUMULATIVE	265	278	1	28	+33	+13	?	286	277	1	35	+20	-9	
CS 27														
2017	196	171	1	15	+39	-25		237	245	3	20	+21	+8	
2018	0	0	0	0 *	0	0		232	250	3	18	+29	+18	
2019	0	0	0	0 *	0	0		223	175	1	5	+22	-48	
2021	0	0	0	0 *	0	0		233	257	1	4	+35	+24	
CUMULATIVE	196	171	1	15	+39	-25		233	240	5	47	+25	+7	????
CS 27 SD														
2017	0	0	0	0 *	0	0		239	270	1	8	+24	+31	
CUMULATIVE	0	0	0	0 *	0	0		239	270	1	8	+24	+31	
CS 30 **														
2017	151	146	4	31	+20	-5		174	158	10	88	+19	-16	?????
2018	150	162	4	34	+21	+12		173	160	14	105	+19	-13	?????
2019	151	160	4	37	+20	+9		176	172	9	67	+21	-4	
2021	150	166	1	4	+32	+16		166	161	8	76	+21	-5	
2022	152	166	1	7	+29	+14		167	170	16	119	+26	+3	
CUMULATIVE	151	157	6	113	+21	+6	????	171	165	27	455	+21	-6	????
CS 30 SD														
2017	0	0	0	0 *	0	0		185	232	1	4	+23	+47	
2018	0	0	0	0 *	0	0		193	188	1	8	+18	-5	
2019	0	0	0	0 *	0	0		193	190	1	14	+15	-3	
2021	0	0	0	0 *	0	0		184	183	1	9	+14	-1	
2022	0	0	0	0 *	0	0		184	193	1	15	+23	+9	
CUMULATIVE	0	0	0	0 *	0	0		188	193	2	50	+18	+5	

CC Review

CC Review



Flying Sails (FS)

Non-Flying Sails (NFS)

Boat Class	AVG	Calc	#Diff	#Races	Std	Calc	HDCP	AVG	Calc	#Diff	#Races	Std	Calc	HDCP
/Year	ASP	ASP	Boats	Sailed	Dev	Diff	ALERT	ASP	ASP	Boats	Sailed	Dev	Diff	ALERT

CC Review

CS 30 WK														
2017	0	0	0	0 *	0	0		179	207	2	13	+17	+28	
2018	0	0	0	0 *	0	0		181	204	1	8	+24	+23	
2019	0	0	0	0 *	0	0		169	199	1	4	+24	+30	
2021	0	0	0	0 *	0	0		160	203	1	4	+13	+43	
2022	0	0	0	0 *	0	0		178	196	2	14	+16	+18	
CUMULATIVE	0	0	0	0 *	0	0		176	202	3	43	+18	+26	???

CS 33														
2017	149	144	2	35	+17	-5		170	149	3	28	+32	-21	
2018	149	157	3	45	+18	+8		165	163	4	40	+22	-2	
2019	149	151	3	35	+20	+2		168	169	3	30	+19	+1	
2021	149	148	1	21	+25	-1		168	175	4	29	+19	+7	
2022	149	146	1	19	+26	-3		168	156	3	36	+20	-12	???
CUMULATIVE	149	150	3	155	+20	+1		167	162	7	163	+22	-5	

CS 33 SD														
2022	0	0	0	0 *	0	0		191	193	2	16	+35	+2	
CUMULATIVE	0	0	0	0 *	0	0		191	193	2	16	+35	+2	

CS 34														
2019	0	0	0	0 *	0	0		180	185	1	9	+28	+5	
CUMULATIVE	0	0	0	0 *	0	0		180	185	1	9	+28	+5	

CS 34 SD														
2019	0	0	0	0 *	0	0		167	179	1	8	+20	+12	
CUMULATIVE	0	0	0	0 *	0	0		167	179	1	8	+20	+12	

CS 36 MERLIN														
2017	135	111	1	18	+20	-24	?	0	0	0	0 *	0	0	
2018	134	118	1	10	+33	-16		0	0	0	0 *	0	0	
2019	132	118	1	11	+20	-14		0	0	0	0 *	0	0	
2021	132	130	1	6	+9	-2		0	0	0	0 *	0	0	
2022	132	150	1	8	+21	+18		0	0	0	0 *	0	0	
CUMULATIVE	133	122	1	53	+21	-11		0	0	0	0 *	0	0	

CC Review

District Review
DYC (SSYRA)

CS 36 MERLIN WK														
2017	0	0	0	0 *	0	0		163	156	2	20	+15	-7	
2018	0	0	0	0 *	0	0		161	133	2	14	+17	-28	
2019	0	0	0	0 *	0	0		163	152	2	15	+16	-11	
2021	0	0	0	0 *	0	0		155	154	1	7	+13	-1	
2022	0	0	0	0 *	0	0		163	132	2	13	+28	-31	
CUMULATIVE	0	0	0	0 *	0	0		162	146	2	69	+18	-16	??

CS 40 TM														
2017	0	0	0	0 *	0	0		99	95	1	9	+11	-4	
2018	0	0	0	0 *	0	0		99	98	1	6	+9	-1	
2019	0	0	0	0 *	0	0		99	110	1	4	+13	+11	
2021	0	0	0	0 *	0	0		87	87	1	9	+26	0	
CUMULATIVE	0	0	0	0 *	0	0		95	95	1	28	+16	0	

CUSTOM 24														
2017	193	229	1	9	+25	+36		0	0	0	0 *	0	0	
2018	193	228	1	7	+27	+35		0	0	0	0 *	0	0	
CUMULATIVE	193	229	1	16	+26	+36	?	0	0	0	0 *	0	0	

Flying Sails (FS)

Non-Flying Sails (NFS)

Boat Class	AVG	Calc	#Diff	#Races	Std	Calc	HDCP	AVG	Calc	#Diff	#Races	Std	Calc	HDCP
/Year	ASP	ASP	Boats	Sailed	Dev	Diff	ALERT	ASP	ASP	Boats	Sailed	Dev	Diff	ALERT
DB1														
2018	133	73	1	4	+8	-60		0	0	0	0*	0	0	
2019	0	0	0	0*	0	0		152	144	1	9	+27	-8	
2021	0	0	0	0*	0	0		143	94	1	7	+25	-49	
2022	0	0	0	0*	0	0		143	105	1	11	+16	-38	
CUMULATIVE	133	73	1	4	+8	-60		146	115	1	27	+22	-31	?
DEHLER 34														
2018	0	0	0	0*	0	0		160	154	1	6	+7	-6	
CUMULATIVE	0	0	0	0*	0	0		160	154	1	6	+7	-6	
DELPHIA 31														
2021	0	0	0	0*	0	0		163	205	1	3	+4	+42	
CUMULATIVE	0	0	0	0*	0	0		163	205	1	3	+4	+42	
DISCOVERY 7.9 SD														
2017	0	0	0	0*	0	0		237	226	2	17	+24	-11	
2018	0	0	0	0*	0	0		246	250	1	7	+22	+4	
2019	0	0	0	0*	0	0		246	273	1	5	+26	+27	
CUMULATIVE	0	0	0	0*	0	0		241	240	2	29	+24	-1	
DOBROTH 30 CUS L30														
2022	93	99	1	11	+9	+6		0	0	0	0*	0	0	
CUMULATIVE	93	99	1	11	+9	+6		0	0	0	0*	0	0	
DRAGON														
2017	186	180	3	16	+26	-6		0	0	0	0*	0	0	
2018	190	162	2	18	+16	-28		225	200	1	7	+28	-25	
2019	185	176	2	10	+19	-9		0	0	0	0*	0	0	
2021	0	0	0	0*	0	0		225	140	1	3	+32	-85	
2022	187	162	2	14	+23	-25		0	0	0	0*	0	0	
CUMULATIVE	187	169	3	58	+21	-18	???	225	182	1	10	+29	-43	
DUFOUR 31 SD														
2017	0	0	0	0*	0	0		242	242	1	8	+30	0	
2019	0	0	0	0*	0	0		242	248	1	10	+13	+6	
CUMULATIVE	0	0	0	0*	0	0		242	245	1	18	+21	+3	
DUFOUR 32 CLASSIC DK														
2017	0	0	0	0*	0	0		179	164	1	15	+17	-15	
2018	0	0	0	0*	0	0		179	178	1	10	+23	-1	
2019	0	0	0	0*	0	0		179	182	1	13	+23	+3	
2021	0	0	0	0*	0	0		167	146	1	12	+28	-21	
2022	0	0	0	0*	0	0		167	167	1	9	+16	0	
CUMULATIVE	0	0	0	0*	0	0		175	167	1	59	+21	-8	
DUFOUR 34 PERFORMANCE														
2017	0	0	0	0*	0	0		146	146	1	8	+3	0	
2018	0	0	0	0*	0	0		146	143	1	11	+20	-3	
2021	0	0	0	0*	0	0		134	113	1	7	+25	-21	
2022	0	0	0	0*	0	0		134	134	1	14	+16	0	
CUMULATIVE	0	0	0	0*	0	0		140	135	1	40	+16	-5	
DUFOUR 36 CLASSIC														
2018	0	0	0	0*	0	0		144	147	1	7	+15	+3	
2019	0	0	0	0*	0	0		144	153	1	7	+12	+9	
2022	0	0	0	0*	0	0		135	136	1	10	+28	+1	
CUMULATIVE	0	0	0	0*	0	0		140	144	1	24	+19	+4	

CC Review



Flying Sails (FS)

Non-Flying Sails (NFS)

<i>Boat Class</i>	<i>AVG</i>	<i>Calc</i>	<i>#Diff</i>	<i>#Races</i>	<i>Std</i>	<i>Calc</i>	<i>HDCP</i>	<i>AVG</i>	<i>Calc</i>	<i>#Diff</i>	<i>#Races</i>	<i>Std</i>	<i>Calc</i>	<i>HDCP</i>
<i>/Year</i>	<i>ASP</i>	<i>ASP</i>	<i>Boats</i>	<i>Sailed</i>	<i>Dev</i>	<i>Diff</i>	<i>ALERT</i>	<i>ASP</i>	<i>ASP</i>	<i>Boats</i>	<i>Sailed</i>	<i>Dev</i>	<i>Diff</i>	<i>ALERT</i>

DUFOUR 382 GL TM DK

2017	123	125	1	18	+22	+2		0	0	0	0 *	0	0	
2018	121	121	1	9	+11	0		0	0	0	0 *	0	0	
2019	121	125	1	9	+37	+4		0	0	0	0 *	0	0	
2021	121	122	1	3	+38	+1		0	0	0	0 *	0	0	
2022	121	138	1	9	+13	+17		0	0	0	0 *	0	0	
CUMULATIVE	122	126	1	48	+22	+4		0	0	0	0 *	0	0	

DUFOUR 40 DK

2017	0	0	0	0 *	0	0		103	103	1	7	+8	0	
2018	0	0	0	0 *	0	0		100	113	1	5	+7	+13	
2022	0	0	0	0 *	0	0		91	90	1	6	+19	-1	
CUMULATIVE	0	0	0	0 *	0	0		98	101	1	18	+12	+3	

DUFOUR ARPEGE

2018	0	0	0	0 *	0	0		221	212	1	6	+21	-9	
2019	0	0	0	0 *	0	0		224	224	1	6	+14	0	
CUMULATIVE	0	0	0	0 *	0	0		222	218	1	12	+18	-4	

DYAS

2021	199	191	1	3	+28	-8		0	0	0	0 *	0	0	
CUMULATIVE	199	191	1	3	+28	-8		0	0	0	0 *	0	0	

EDEL 820

2017	0	0	0	0 *	0	0		242	242	1	10	+13	0	
2018	0	0	0	0 *	0	0		226	210	1	5	+15	-16	
2019	0	0	0	0 *	0	0		226	206	1	4	+36	-20	
2022	0	0	0	0 *	0	0		217	250	1	9	+25	+33	
CUMULATIVE	0	0	0	0 *	0	0		229	234	2	28	+20	+5	

ELITE 32

2019	0	0	0	0 *	0	0		182	214	1	3	+15	+32	
CUMULATIVE	0	0	0	0 *	0	0		182	214	1	3	+15	+32	

ELITE 326 MOD

2017	145	144	1	12	+14	-1		0	0	0	0 *	0	0	
CUMULATIVE	145	144	1	12	+14	-1		0	0	0	0 *	0	0	

ELVSTROM 1/2 TON

2018	0	0	0	0 *	0	0		203	199	1	5	+17	-4	
2019	0	0	0	0 *	0	0		203	162	1	6	+39	-41	
CUMULATIVE	0	0	0	0 *	0	0		203	179	1	11	+29	-24	

ELVSTROM 32 MOD

2017	0	0	0	0 *	0	0		190	161	1	4	+37	-29	
2018	154	139	1	3	+28	-15		190	155	1	3	+20	-35	
CUMULATIVE	154	139	1	3	+28	-15		190	158	1	7	+30	-32	

ERICSON 27 IB

2021	0	0	0	0 *	0	0		272	274	1	6	+4	+2	
CUMULATIVE	0	0	0	0 *	0	0		272	274	1	6	+4	+2	

ERICSON 30-2

2017	0	0	0	0 *	0	0		199	206	1	8	+36	+7	
2022	0	0	0	0 *	0	0		189	207	1	3	+30	+18	
CUMULATIVE	0	0	0	0 *	0	0		196	206	1	11	+34	+10	

ERICSON 37

2019	0	0	0	0 *	0	0		164	200	1	14	+40	+36	
CUMULATIVE	0	0	0	0 *	0	0		164	200	1	14	+40	+36	

Flying Sails (FS)

Non-Flying Sails (NFS)

Boat Class	AVG	Calc	#Diff	#Races	Std	Calc	HDCP	AVG	Calc	#Diff	#Races	Std	Calc	HDCP
/Year	ASP	ASP	Boats	Sailed	Dev	Diff	ALERT	ASP	ASP	Boats	Sailed	Dev	Diff	ALERT
ESSE 850 -SB														
2022	84	78	1	12	+28	-6		0	0	0	0*	0	0	
CUMULATIVE	84	78	1	12	+28	-6		0	0	0	0*	0	0	
ETCHELLS 22														
2017	97	103	2	21	+21	+6		0	0	0	0*	0	0	
2018	96	104	2	15	+24	+8		0	0	0	0*	0	0	
2019	95	71	1	4	+30	-24		131	144	1	6	+32	+13	
2022	113	96	1	9	+22	-17		127	91	1	7	+38	-36	
CUMULATIVE	100	99	3	49	+23	-1		129	115	2	13	+35	-14	
EVELYN 32-2														
2017	105	108	1	22	+22	+3		0	0	0	0*	0	0	
2018	105	109	2	28	+14	+4		0	0	0	0*	0	0	
2019	105	112	2	26	+17	+7		0	0	0	0*	0	0	
2021	99	122	1	8	+15	+23		0	0	0	0*	0	0	
2022	99	105	1	10	+14	+6		139	111	1	4	+23	-28	
CUMULATIVE	104	110	3	94	+17	+6		139	111	1	4	+23	-28	
EVELYN 32-2 IB														
2018	107	139	1	7	+26	+32		134	137	1	7	+18	+3	
CUMULATIVE	107	139	1	7	+26	+32		134	137	1	7	+18	+3	
EXPRESS 27														
2017	135	136	1	10	+12	+1		0	0	0	0*	0	0	
2018	135	135	1	9	+11	0		0	0	0	0*	0	0	
CUMULATIVE	135	136	1	19	+11	+1		0	0	0	0*	0	0	
F3 FRERS 36														
2017	97	89	1	14	+14	-8		0	0	0	0*	0	0	
2018	97	73	1	18	+17	-24	?	0	0	0	0*	0	0	
2019	97	79	1	8	+18	-18		0	0	0	0*	0	0	
2021	97	54	1	6	+10	-43		0	0	0	0*	0	0	
2022	96	80	1	13	+17	-16		0	0	0	0*	0	0	
CUMULATIVE	97	77	1	59	+16	-20	?	0	0	0	0*	0	0	
F3 FRERS 36 TM														
2017	99	83	1	16	+15	-16	?	0	0	0	0*	0	0	
2018	99	98	1	26	+10	-1		0	0	0	0*	0	0	
2019	99	98	1	25	+5	-1		0	0	0	0*	0	0	
CUMULATIVE	99	94	1	67	+10	-5		0	0	0	0*	0	0	
FARR 30 (MUMM) CF -SB														
2017	54	44	1	28	+15	-10		0	0	0	0*	0	0	
2018	52	36	3	42	+17	-16	???	0	0	0	0*	0	0	
2019	52	47	2	44	+10	-5		0	0	0	0*	0	0	
2021	52	37	4	41	+13	-15	????	0	0	0	0*	0	0	
2022	52	27	3	52	+17	-25	???	0	0	0	0*	0	0	
CUMULATIVE	52	37	4	207	+14	-15	?????	0	0	0	0*	0	0	
FARR 395 -SB														
2018	45	54	1	11	+15	+9		0	0	0	0*	0	0	
2019	45	46	1	4	+36	+1		0	0	0	0*	0	0	
CUMULATIVE	45	52	1	15	+21	+7		0	0	0	0*	0	0	

CC Review

District Review
BHYC (GHPRF)



Flying Sails (FS)

Non-Flying Sails (NFS)

Boat Class	AVG	Calc	#Diff	#Races	Std	Calc	HDCP	AVG	Calc	#Diff	#Races	Std	Calc	HDCP
/Year	ASP	ASP	Boats	Sailed	Dev	Diff	ALERT	ASP	ASP	Boats	Sailed	Dev	Diff	ALERT
FARR 39ML -SB														
2017	14	32	1	28	+19	+18	?	0	0	0	0*	0	0	
2018	20	17	1	11	+28	-3		0	0	0	0*	0	0	
2019	31	32	1	27	+8	+1		0	0	0	0*	0	0	
2021	32	24	1	8	+8	-8		0	0	0	0*	0	0	
2022	32	39	1	24	+13	+7		0	0	0	0*	0	0	
CUMULATIVE	25	32	1	98	+14	+7		0	0	0	0*	0	0	
FARR 45 CF -SB														
2017	-20	-12	1	18	+7	+8		0	0	0	0*	0	0	
2018	-14	-15	1	5	+10	-1		0	0	0	0*	0	0	
2019	-14	0	1	14	+10	+14		0	0	0	0*	0	0	
CUMULATIVE	-17	-8	1	37	+9	+9		0	0	0	0*	0	0	
FINNGULF 331 MOD1														
2021	0	0	0	0*	0	0		131	126	1	8	+12	-5	
2022	0	0	0	0*	0	0		131	138	1	4	+24	+7	
CUMULATIVE	0	0	0	0*	0	0		131	130	1	12	+16	-1	
FLYING TIGER 10M CF -SB														
2019	63	94	1	11	+22	+31		0	0	0	0*	0	0	
CUMULATIVE	63	94	1	11	+22	+31		0	0	0	0*	0	0	
FREEDOM 30 SD														
2022	0	0	0	0*	0	0		190	232	1	10	+41	+42	
CUMULATIVE	0	0	0	0*	0	0		190	232	1	10	+41	+42	
FRERS 2T CUS														
2017	0	0	0	0*	0	0		101	102	1	6	+27	+1	
2022	0	0	0	0*	0	0		92	88	1	8	+16	-4	
CUMULATIVE	0	0	0	0*	0	0		96	94	1	14	+21	-2	
FRERS 30														
2017	134	123	1	11	+6	-11		0	0	0	0*	0	0	
2018	134	120	1	8	+10	-14		0	0	0	0*	0	0	
2019	134	113	1	8	+30	-21		0	0	0	0*	0	0	
2021	134	108	1	4	+7	-26		0	0	0	0*	0	0	
2022	134	130	1	13	+14	-4		0	0	0	0*	0	0	
CUMULATIVE	134	121	1	44	+13	-13	?	0	0	0	0*	0	0	
FRERS 39														
2017	0	0	0	0*	0	0		149	139	1	3	+24	-10	
2018	123	156	1	10	+27	+33		0	0	0	0*	0	0	
2019	0	0	0	0*	0	0		143	156	1	6	+34	+13	
CUMULATIVE	123	156	1	10	+27	+33		145	150	1	9	+31	+5	
G&S 30 CUS 2 L30														
2017	99	94	1	23	+8	-5		0	0	0	0*	0	0	
2018	100	88	1	8	+23	-12		0	0	0	0*	0	0	
2019	100	83	1	20	+14	-17	?	0	0	0	0*	0	0	
2021	100	95	1	10	+13	-5		113	107	1	5	+28	-6	
2022	100	93	1	19	+11	-7		113	120	1	5	+17	+7	
CUMULATIVE	100	90	1	80	+13	-10		113	114	1	10	+22	+1	
G&S 34 MOD-2														
2018	119	161	1	9	+19	+42		0	0	0	0*	0	0	
2021	119	129	1	3	+7	+10		0	0	0	0*	0	0	
2022	119	156	1	5	+25	+37		0	0	0	0*	0	0	
CUMULATIVE	119	154	1	17	+18	+35	?	0	0	0	0*	0	0	

New Class

CC Review



New Class

Flying Sails (FS)

Non-Flying Sails (NFS)

Boat Class	AVG	Calc	#Diff	#Races	Std	Calc	HDCP	AVG	Calc	#Diff	#Races	Std	Calc	HDCP
/Year	ASP	ASP	Boats	Sailed	Dev	Diff	ALERT	ASP	ASP	Boats	Sailed	Dev	Diff	ALERT
G&S 42														
2022	88	122	1	8	+29	+34		0	0	0	0 *	0	0	
CUMULATIVE	88	122	1	8	+29	+34		0	0	0	0 *	0	0	
GIBSEA 9.2														
2018	173	194	1	3	+14	+21		0	0	0	0 *	0	0	
2019	0	0	0	0 *	0	0		196	186	1	3	+5	-10	
2022	174	206	1	6	+23	+32		0	0	0	0 *	0	0	
CUMULATIVE	174	202	2	9	+20	+28		196	186	1	3	+5	-10	
GOMAN EXP 30														
2017	145	146	5	34	+21	+1		164	168	3	19	+27	+4	
2018	150	158	2	15	+18	+8		164	162	3	34	+24	-2	
2019	145	145	5	31	+17	0		166	169	5	44	+19	+3	
2021	145	159	2	12	+26	+14		160	156	6	35	+17	-4	
2022	147	145	5	39	+20	-2		156	155	4	39	+19	-1	
CUMULATIVE	146	148	8	131	+20	+2		162	162	8	171	+20	0	
GOMAN EXP 30-1 MOD														
2017	0	0	0	0 *	0	0		172	159	1	10	+45	-13	
2018	0	0	0	0 *	0	0		172	162	1	12	+21	-10	
2019	0	0	0	0 *	0	0		172	174	1	7	+12	+2	
2022	0	0	0	0 *	0	0		167	166	1	6	+21	-1	
CUMULATIVE	0	0	0	0 *	0	0		171	164	1	35	+26	-7	
GOMAN EXP 30-2														
2018	139	143	1	9	+18	+4		0	0	0	0 *	0	0	
2019	139	162	1	8	+14	+23		0	0	0	0 *	0	0	
2021	139	179	1	7	+27	+40		0	0	0	0 *	0	0	
2022	139	142	1	9	+21	+3		151	124	2	6	+19	-27	
CUMULATIVE	139	155	1	33	+20	+16	?	151	124	2	6	+19	-27	
GOMAN EXP 30-2 SD														
2017	0	0	0	0 *	0	0		167	146	1	9	+15	-21	
2018	0	0	0	0 *	0	0		165	147	1	10	+21	-18	
2019	0	0	0	0 *	0	0		165	150	1	14	+13	-15	
2021	0	0	0	0 *	0	0		156	99	1	5	+26	-57	
2022	0	0	0	0 *	0	0		156	120	1	7	+15	-36	
CUMULATIVE	0	0	0	0 *	0	0		163	138	1	45	+17	-25	?
GOMAN EXP 30M OB														
2017	0	0	0	0 *	0	0		144	99	1	3	+34	-45	
2018	0	0	0	0 *	0	0		144	99	1	9	+21	-45	
CUMULATIVE	0	0	0	0 *	0	0		144	99	1	12	+25	-45	
GOMAN EXP 35 SD														
2017	120	118	2	13	+13	-2		141	129	1	5	+23	-12	
2018	120	120	1	5	+10	0		141	124	1	3	+16	-17	
2019	120	122	1	8	+28	+2		141	144	1	4	+30	+3	
2021	120	132	1	7	+10	+12		132	138	1	3	+19	+6	
CUMULATIVE	120	122	2	33	+16	+2		139	134	1	15	+22	-5	
GOVERNORS CUP 21														
2018	133	133	1	12	+28	0		0	0	0	0 *	0	0	
2019	133	132	1	20	+18	-1		0	0	0	0 *	0	0	
2021	138	127	1	15	+18	-11		0	0	0	0 *	0	0	
2022	138	138	1	22	+15	0		0	0	0	0 *	0	0	
CUMULATIVE	136	133	1	69	+19	-3		0	0	0	0 *	0	0	

District Review GYC (RDPRF)

CC Review



Flying Sails (FS)

Non-Flying Sails (NFS)

Boat Class	AVG	Calc	#Diff	#Races	Std	Calc	HDCP	AVG	Calc	#Diff	#Races	Std	Calc	HDCP
/Year	ASP	ASP	Boats	Sailed	Dev	Diff	ALERT	ASP	ASP	Boats	Sailed	Dev	Diff	ALERT
GRAMPIAN 26 IB														
2017	0	0	0	0 *	0	0		257	249	2	19	+19	-8	
2018	0	0	0	0 *	0	0		250	241	1	9	+7	-9	
2019	245	237	1	11	+24	-8		248	280	1	3	+45	+32	
CUMULATIVE	245	237	1	11	+24	-8		254	249	2	31	+18	-5	
GRAMPIAN 26 OB														
2017	0	0	0	0 *	0	0		241	200	3	32	+21	-41	???
2018	0	0	0	0 *	0	0		234	212	4	34	+22	-22	
2019	0	0	0	0 *	0	0		233	223	4	42	+24	-10	????
2021	0	0	0	0 *	0	0		232	209	2	19	+23	-23	
2022	0	0	0	0 *	0	0		225	202	2	11	+37	-23	
CUMULATIVE	0	0	0	0 *	0	0		234	212	5	138	+24	-22	?????
GRAMPIAN 28														
2022	0	0	0	0 *	0	0		222	231	2	9	+20	+9	
CUMULATIVE	0	0	0	0 *	0	0		222	231	2	9	+20	+9	
GRAMPIAN 30														
2018	0	0	0	0 *	0	0		236	224	1	3	+8	-12	
2019	0	0	0	0 *	0	0		234	250	1	7	+34	+16	
CUMULATIVE	0	0	0	0 *	0	0		235	242	2	10	+26	+7	
GRAVES 37														
2021	0	0	0	0 *	0	0		125	150	1	7	+22	+25	
2022	114	125	1	5	+10	+11		125	131	1	5	+44	+6	
CUMULATIVE	114	125	1	5	+10	+11		125	142	1	12	+31	+17	
HANSE 311														
2022	0	0	0	0 *	0	0		181	219	1	5	+44	+38	
CUMULATIVE	0	0	0	0 *	0	0		181	219	1	5	+44	+38	
HANSE 355														
2017	0	0	0	0 *	0	0		161	146	1	12	+45	-15	
2018	0	0	0	0 *	0	0		161	124	1	8	+11	-37	
2019	0	0	0	0 *	0	0		155	181	1	3	+25	+26	
2021	0	0	0	0 *	0	0		143	160	1	4	+11	+17	
CUMULATIVE	0	0	0	0 *	0	0		158	145	1	27	+28	-13	?
HANSE 370 SD														
2017	120	150	1	8	+29	+30		0	0	0	0 *	0	0	
2018	120	154	1	6	+31	+34		132	171	1	4	+10	+39	
2021	117	154	1	6	+35	+37		0	0	0	0 *	0	0	
2022	0	0	0	0 *	0	0		105	147	1	5	+42	+42	
CUMULATIVE	119	152	1	20	+32	+33	?	117	158	1	9	+28	+41	
HANSE 400														
2017	0	0	0	0 *	0	0		106	110	1	6	+8	+4	
2018	0	0	0	0 *	0	0		104	108	1	4	+38	+4	
2019	0	0	0	0 *	0	0		108	107	1	5	+9	-1	
2021	90	73	1	3	+20	-17		99	90	1	3	+12	-9	
2022	0	0	0	0 *	0	0		99	88	1	4	+21	-11	
CUMULATIVE	90	73	1	3	+20	-17		104	102	1	22	+17	-2	
HANSE 400 SD														
2017	0	0	0	0 *	0	0		124	172	1	8	+45	+48	
CUMULATIVE	0	0	0	0 *	0	0		124	172	1	8	+45	+48	

CC Review



New Class

District Review MCC (TORW)

Flying Sails (FS)

Non-Flying Sails (NFS)

<i>Boat Class</i>	<i>AVG</i>	<i>Calc</i>	<i>#Diff</i>	<i>#Races</i>	<i>Std</i>	<i>Calc</i>	<i>HDCP</i>	<i>AVG</i>	<i>Calc</i>	<i>#Diff</i>	<i>#Races</i>	<i>Std</i>	<i>Calc</i>	<i>HDCP</i>
<i>/Year</i>	<i>ASP</i>	<i>ASP</i>	<i>Boats</i>	<i>Sailed</i>	<i>Dev</i>	<i>Diff</i>	<i>ALERT</i>	<i>ASP</i>	<i>ASP</i>	<i>Boats</i>	<i>Sailed</i>	<i>Dev</i>	<i>Diff</i>	<i>ALERT</i>
HANSE 400-2 SD														
2018	0	0	0	0 *	0	0		108	131	1	3	+13	+23	
2021	0	0	0	0 *	0	0		99	137	1	10	+31	+38	
2022	0	0	0	0 *	0	0		99	136	1	4	+26	+37	
CUMULATIVE	0	0	0	0 *	0	0		101	136	1	17	+27	+35	?
HANSE 508														
2021	0	0	0	0 *	0	0		107	121	1	6	+20	+14	
CUMULATIVE	0	0	0	0 *	0	0		107	121	1	6	+20	+14	
HAWKFARM 28														
2017	172	176	1	14	+13	+4		0	0	0	0 *	0	0	
2018	172	168	1	12	+10	-4		0	0	0	0 *	0	0	
2019	172	179	1	13	+10	+7		0	0	0	0 *	0	0	
2021	0	0	0	0 *	0	0		182	172	1	11	+30	-10	
2022	0	0	0	0 *	0	0		182	141	1	5	+19	-41	
CUMULATIVE	172	175	1	39	+11	+3		182	162	1	16	+26	-20	?
HENDERSON 30 -SB														
2017	63	85	1	9	+22	+22		0	0	0	0 *	0	0	
2018	63	62	1	11	+13	-1		0	0	0	0 *	0	0	
2019	63	62	1	10	+9	-1		0	0	0	0 *	0	0	
CUMULATIVE	63	69	1	30	+14	+6		0	0	0	0 *	0	0	
HENDERSON SR 27 -SB														
2018	101	107	1	25	+35	+6		131	157	1	3	+27	+26	
2019	101	108	1	11	+15	+7		0	0	0	0 *	0	0	
2022	111	122	1	12	+26	+11		0	0	0	0 *	0	0	
CUMULATIVE	104	111	1	48	+28	+7		131	157	1	3	+27	+26	
HINTERHOELLER 25														
2017	0	0	0	0 *	0	0		250	228	3	35	+29	-22	???
2018	0	0	0	0 *	0	0		248	229	2	31	+21	-19	??
2019	233	235	1	7	+40	+2		249	239	2	31	+22	-10	
2021	232	200	1	6	+30	-32		239	239	1	12	+32	0	
2022	0	0	0	0 *	0	0		236	231	2	19	+17	-5	
CUMULATIVE	233	219	2	13	+35	-14		246	233	3	128	+24	-13	???
HOBIE 33 -SB														
2017	120	116	1	6	+11	-4		0	0	0	0 *	0	0	
2018	120	142	1	8	+17	+22		0	0	0	0 *	0	0	
2019	120	144	1	9	+25	+24		0	0	0	0 *	0	0	
CUMULATIVE	120	136	1	23	+19	+16	?	0	0	0	0 *	0	0	
HOTFOOT 27														
2019	134	114	1	3	+41	-20		0	0	0	0 *	0	0	
CUMULATIVE	134	114	1	3	+41	-20		0	0	0	0 *	0	0	
HUGHES 25														
2017	0	0	0	0 *	0	0		257	260	1	21	+14	+3	
2018	0	0	0	0 *	0	0		257	272	1	17	+23	+15	?
2021	0	0	0	0 *	0	0		248	256	1	12	+30	+8	
CUMULATIVE	0	0	0	0 *	0	0		255	263	1	50	+21	+8	
HUGHES 35														
2017	0	0	0	0 *	0	0		174	174	1	10	+10	0	
2018	0	0	0	0 *	0	0		174	151	1	12	+17	-23	
2019	0	0	0	0 *	0	0		168	150	1	11	+21	-18	
CUMULATIVE	0	0	0	0 *	0	0		172	158	1	33	+16	-14	?

CC Review



<i>Boat Class</i> <i>/Year</i>	Flying Sails (FS)						Non-Flying Sails (NFS)							
	<i>AVG</i> <i>ASP</i>	<i>Calc</i> <i>ASP</i>	<i>#Diff</i> <i>Boats</i>	<i>#Races</i> <i>Sailed</i>	<i>Std</i> <i>Dev</i>	<i>Calc</i> <i>Diff</i>	<i>HDCP</i> <i>ALERT</i>	<i>AVG</i> <i>ASP</i>	<i>Calc</i> <i>ASP</i>	<i>#Diff</i> <i>Boats</i>	<i>#Races</i> <i>Sailed</i>	<i>Std</i> <i>Dev</i>	<i>Calc</i> <i>Diff</i>	<i>HDCP</i> <i>ALERT</i>
HULLMASTER 31														
2017	0	0	0	0 *	0	0		253	277	1	11	+23	+24	
2018	0	0	0	0 *	0	0		253	255	1	5	+20	+2	
2019	0	0	0	0 *	0	0		253	272	1	6	+24	+19	
CUMULATIVE	0	0	0	0 *	0	0		253	271	1	22	+23	+18	?
HUMBOLT BAY 30														
2017	105	114	1	16	+33	+9		135	149	1	4	+18	+14	
2018	105	110	1	22	+27	+5		0	0	0	0 *	0	0	
2019	105	142	1	3	+1	+37		0	0	0	0 *	0	0	
2021	109	105	1	9	+16	-4		0	0	0	0 *	0	0	
2022	109	102	1	4	+6	-7		0	0	0	0 *	0	0	
CUMULATIVE	106	112	1	54	+24	+6		135	149	1	4	+18	+14	
HUNTER 25 SD														
2022	0	0	0	0 *	0	0		259	269	1	7	+14	+10	
CUMULATIVE	0	0	0	0 *	0	0		259	269	1	7	+14	+10	
HUNTER 26.5 WK														
2017	0	0	0	0 *	0	0		215	166	1	10	+11	-49	
2018	195	194	1	8	+10	-1		0	0	0	0 *	0	0	
2019	195	182	1	9	+12	-13		0	0	0	0 *	0	0	
2022	0	0	0	0 *	0	0		203	199	1	9	+24	-4	
CUMULATIVE	195	188	1	17	+11	-7		209	182	1	19	+17	-27	?
HUNTER 27X														
2019	0	0	0	0 *	0	0		202	196	1	6	+11	-6	
2021	0	0	0	0 *	0	0		198	180	1	11	+18	-18	
2022	0	0	0	0 *	0	0		198	206	1	13	+31	+8	
CUMULATIVE	0	0	0	0 *	0	0		199	194	1	30	+22	-5	
HUNTER 28 WK														
2018	0	0	0	0 *	0	0		228	193	1	6	+28	-35	
2019	0	0	0	0 *	0	0		228	228	1	6	0	0	
CUMULATIVE	0	0	0	0 *	0	0		228	210	1	12	+14	-18	
HUNTER 28.5														
2022	0	0	0	0 *	0	0		209	232	1	3	+39	+23	
CUMULATIVE	0	0	0	0 *	0	0		209	232	1	3	+39	+23	
HUNTER 29.5														
2017	0	0	0	0 *	0	0		228	230	1	8	+29	+2	
2018	0	0	0	0 *	0	0		221	221	2	15	+14	0	
2019	0	0	0	0 *	0	0		219	218	2	16	+19	-1	
2021	0	0	0	0 *	0	0		216	213	1	9	+40	-3	
2022	0	0	0	0 *	0	0		216	222	1	5	+32	+6	
CUMULATIVE	0	0	0	0 *	0	0		220	220	2	53	+24	0	
HUNTER 30-2 WK														
2017	0	0	0	0 *	0	0		197	198	1	15	+16	+1	
2018	0	0	0	0 *	0	0		197	195	1	11	+11	-2	
2019	0	0	0	0 *	0	0		198	194	2	20	+12	-4	
2021	0	0	0	0 *	0	0		182	168	1	15	+18	-14	
2022	182	181	1	7	+19	-1		182	180	1	7	+16	-2	
CUMULATIVE	182	181	1	7	+19	-1		192	188	2	68	+14	-4	

Flying Sails (FS)

Non-Flying Sails (NFS)

<i>Boat Class</i>	<i>AVG</i>	<i>Calc</i>	<i>#Diff</i>	<i>#Races</i>	<i>Std</i>	<i>Calc</i>	<i>HDCP</i>	<i>AVG</i>	<i>Calc</i>	<i>#Diff</i>	<i>#Races</i>	<i>Std</i>	<i>Calc</i>	<i>HDCP</i>
<i>/Year</i>	<i>ASP</i>	<i>ASP</i>	<i>Boats</i>	<i>Sailed</i>	<i>Dev</i>	<i>Diff</i>	<i>ALERT</i>	<i>ASP</i>	<i>ASP</i>	<i>Boats</i>	<i>Sailed</i>	<i>Dev</i>	<i>Diff</i>	<i>ALERT</i>
HUNTER 33-2														
2017	159	169	1	14	+32	+10		0	0	0	0 *	0	0	
2018	0	0	0	0 *	0	0		186	193	1	5	+27	+7	
2019	0	0	0	0 *	0	0		186	186	1	7	+32	0	
2021	0	0	0	0 *	0	0		174	173	1	5	+5	-1	
2022	0	0	0	0 *	0	0		174	173	1	7	+41	-1	
CUMULATIVE	159	169	1	14	+32	+10		180	181	1	24	+28	+1	
HUNTER 34 SD														
2018	0	0	0	0 *	0	0		193	225	1	8	+31	+32	
2019	0	0	0	0 *	0	0		193	198	1	10	+18	+5	
2021	0	0	0	0 *	0	0		170	151	1	3	+29	-19	
2022	0	0	0	0 *	0	0		170	202	1	3	+4	+32	
CUMULATIVE	0	0	0	0 *	0	0		187	202	1	24	+22	+15	?
HUNTER 340 DK														
2022	0	0	0	0 *	0	0		195	181	1	4	+21	-14	
CUMULATIVE	0	0	0	0 *	0	0		195	181	1	4	+21	-14	
HUNTER 340 SD/WK														
2017	0	0	0	0 *	0	0		174	200	1	8	+37	+26	
2018	0	0	0	0 *	0	0		212	212	1	5	+16	0	
CUMULATIVE	0	0	0	0 *	0	0		189	205	1	13	+29	+16	
HUNTER 35 LEGEND SD/WK														
2017	0	0	0	0 *	0	0		172	172	2	15	+24	0	
2018	0	0	0	0 *	0	0		175	186	3	21	+31	+11	
CUMULATIVE	0	0	0	0 *	0	0		174	180	3	36	+28	+6	
HUNTER 35.5 LEG WK														
2017	0	0	0	0 *	0	0		162	186	1	6	+22	+24	
2019	0	0	0	0 *	0	0		164	183	1	7	+24	+19	
CUMULATIVE	0	0	0	0 *	0	0		163	184	2	13	+23	+21	
HUNTER 356/36-2 SD														
2017	0	0	0	0 *	0	0		184	152	1	3	+20	-32	
CUMULATIVE	0	0	0	0 *	0	0		184	152	1	3	+20	-32	
HUNTER 37														
2017	0	0	0	0 *	0	0		196	166	1	10	+32	-30	
2018	0	0	0	0 *	0	0		196	211	1	10	+22	+15	
CUMULATIVE	0	0	0	0 *	0	0		196	188	1	20	+27	-8	
HUNTER 37 LEGEND WK														
2017	0	0	0	0 *	0	0		129	139	1	7	+19	+10	
2018	0	0	0	0 *	0	0		129	138	1	3	+18	+9	
2019	0	0	0	0 *	0	0		129	139	1	7	+17	+10	
2021	0	0	0	0 *	0	0		117	117	1	7	+34	0	
CUMULATIVE	0	0	0	0 *	0	0		126	132	1	24	+22	+6	
HUNTER 38 SD														
2021	0	0	0	0 *	0	0		145	166	1	7	+46	+21	
CUMULATIVE	0	0	0	0 *	0	0		145	166	1	7	+46	+21	
HUNTER 40														
2017	0	0	0	0 *	0	0		162	194	1	15	+23	+32	
CUMULATIVE	0	0	0	0 *	0	0		162	194	1	15	+23	+32	

<i>Boat Class</i> <i>/Year</i>	Flying Sails (FS)							Non-Flying Sails (NFS)						
	<i>AVG</i> <i>ASP</i>	<i>Calc</i> <i>ASP</i>	<i>#Diff</i> <i>Boats</i>	<i>#Races</i> <i>Sailed</i>	<i>Std</i> <i>Dev</i>	<i>Calc</i> <i>Diff</i>	<i>HDCP</i> <i>ALERT</i>	<i>AVG</i> <i>ASP</i>	<i>Calc</i> <i>ASP</i>	<i>#Diff</i> <i>Boats</i>	<i>#Races</i> <i>Sailed</i>	<i>Std</i> <i>Dev</i>	<i>Calc</i> <i>Diff</i>	<i>HDCP</i> <i>ALERT</i>
HUNTER 41 SD/WK														
2017	0	0	0	0 *	0	0		155	190	1	4	+43	+35	
CUMULATIVE	0	0	0	0 *	0	0		155	190	1	4	+43	+35	
IMPULSE 21														
2022	176	166	1	11	+12	-10		0	0	0	0 *	0	0	
CUMULATIVE	176	166	1	11	+12	-10		0	0	0	0 *	0	0	
IMX 38														
2017	64	52	2	63	+12	-12	??	85	75	2	34	+11	-10	
2018	64	48	2	10	+11	-16		85	80	2	20	+8	-5	
2019	65	56	2	39	+13	-9		85	85	2	18	+5	0	
2021	65	63	2	23	+11	-2		80	57	2	13	+20	-23	
2022	62	58	1	10	+18	-4		79	69	2	28	+24	-10	
CUMULATIVE	64	55	2	145	+12	-9		83	74	2	113	+14	-9	
IMX 38 TM CF														
2022	56	52	1	20	+13	-4		0	0	0	0 *	0	0	
CUMULATIVE	56	52	1	20	+13	-4		0	0	0	0 *	0	0	
IRWIN 10/4 CB														
2019	0	0	0	0 *	0	0		281	328	1	4	+37	+47	
CUMULATIVE	0	0	0	0 *	0	0		281	328	1	4	+37	+47	
IRWIN 23														
2019	232	218	1	6	+20	-14		0	0	0	0 *	0	0	
2021	235	235	1	8	+17	0		0	0	0	0 *	0	0	
2022	235	235	1	3	+27	0		0	0	0	0 *	0	0	
CUMULATIVE	234	229	1	17	+20	-5		0	0	0	0 *	0	0	
IRWIN 30 CIT														
2017	0	0	0	0 *	0	0		213	207	1	13	+31	-6	
2019	0	0	0	0 *	0	0		213	204	1	20	+28	-9	
2021	0	0	0	0 *	0	0		204	205	1	17	+20	+1	
CUMULATIVE	0	0	0	0 *	0	0		210	205	1	50	+26	-5	
ISLANDER 30 BAHAMA														
2017	0	0	0	0 *	0	0		204	212	1	3	+18	+8	
2018	0	0	0	0 *	0	0		204	227	1	7	+31	+23	
2019	0	0	0	0 *	0	0		204	204	1	5	+13	0	
2022	0	0	0	0 *	0	0		195	196	1	6	+24	+1	
CUMULATIVE	0	0	0	0 *	0	0		201	211	1	21	+23	+10	
ISLANDER 36														
2018	0	0	0	0 *	0	0		175	167	2	11	+9	-8	
2019	142	140	1	11	+16	-2		169	158	1	9	+16	-11	
2022	142	140	1	6	+25	-2		0	0	0	0 *	0	0	
CUMULATIVE	142	140	1	17	+19	-2		172	163	2	20	+12	-9	
J 100 CF														
2017	73	83	1	23	+19	+10		0	0	0	0 *	0	0	
2018	73	76	1	19	+10	+3		0	0	0	0 *	0	0	
2019	73	72	1	17	+5	-1		0	0	0	0 *	0	0	
2021	73	78	1	16	+11	+5		110	157	1	8	+22	+47	
2022	73	88	1	23	+20	+15	?	110	138	1	5	+28	+28	
CUMULATIVE	73	80	1	98	+14	+7		110	150	1	13	+25	+40	

Flying Sails (FS)

Non-Flying Sails (NFS)

Boat Class	AVG	Calc	#Diff	#Races	Std	Calc	HDCP	AVG	Calc	#Diff	#Races	Std	Calc	HDCP
/Year	ASP	ASP	Boats	Sailed	Dev	Diff	ALERT	ASP	ASP	Boats	Sailed	Dev	Diff	ALERT

CC Review

J 105 -SB														
2017	94	89	5	48	+23	-5		0	0	0	0*	0	0	
2018	94	75	4	42	+21	-19	????	0	0	0	0*	0	0	
2019	94	82	4	42	+17	-12	????	121	121	1	10	+24	0	
2021	90	75	3	31	+22	-15	???	0	0	0	0*	0	0	
2022	85	79	6	74	+15	-6	????	118	126	2	6	+16	+8	
CUMULATIVE	91	81	7	237	+19	-10	????	120	123	3	16	+21	+3	

CC Review

J 109														
2017	75	74	3	42	+12	-1		103	80	3	22	+21	-23	
2018	76	76	3	27	+12	0		104	87	3	26	+23	-17	
2019	75	80	3	42	+21	+5		110	101	2	13	+15	-9	
2021	78	71	2	15	+20	-7		102	81	2	13	+38	-21	
2022	79	82	1	16	+16	+3		104	81	2	20	+19	-23	
CUMULATIVE	76	77	4	142	+16	+1		105	85	4	94	+23	-20	?????

CC Review

J 111 -SB														
2017	40	17	1	10	+6	-23		0	0	0	0*	0	0	
2018	40	36	1	10	+15	-4		0	0	0	0*	0	0	
2019	40	37	1	10	+13	-3		0	0	0	0*	0	0	
2022	40	28	4	39	+15	-12		0	0	0	0*	0	0	
CUMULATIVE	40	29	4	69	+13	-11	????	0	0	0	0*	0	0	

J 112E -SB														
2018	78	82	1	10	+12	+4		0	0	0	0*	0	0	
2019	77	79	1	12	+13	+2		0	0	0	0*	0	0	
2021	66	80	1	11	+17	+14		0	0	0	0*	0	0	
2022	67	72	1	9	+8	+5		0	0	0	0*	0	0	
CUMULATIVE	72	78	1	42	+13	+6		0	0	0	0*	0	0	

CC Review

J 120 CF														
2017	50	44	2	24	+15	-6		0	0	0	0*	0	0	
2018	50	38	2	14	+14	-12		0	0	0	0*	0	0	
2019	50	40	2	19	+14	-10		0	0	0	0*	0	0	
2021	51	38	1	9	+12	-13		0	0	0	0*	0	0	
2022	50	8	1	3	+35	-42		84	119	1	7	+33	+35	
CUMULATIVE	50	39	3	69	+15	-11	???	84	119	1	7	+33	+35	

J 122 CF														
2017	42	35	1	21	+9	-7		0	0	0	0*	0	0	
2018	42	19	1	12	+12	-23		0	0	0	0*	0	0	
2019	33	36	1	25	+15	+3		0	0	0	0*	0	0	
2021	39	30	1	12	+10	-9		0	0	0	0*	0	0	
2022	39	33	1	11	+23	-6		0	0	0	0*	0	0	
CUMULATIVE	38	32	1	81	+13	-6		0	0	0	0*	0	0	

J 124 CF														
2018	0	0	0	0*	0	0		68	75	1	5	+15	+7	
CUMULATIVE	0	0	0	0*	0	0		68	75	1	5	+15	+7	

J 133 -SB														
2017	25	4	1	35	+10	-21	?	0	0	0	0*	0	0	
2018	25	6	1	26	+13	-19	?	0	0	0	0*	0	0	
2019	22	6	1	30	+9	-16	?	0	0	0	0*	0	0	
CUMULATIVE	24	5	1	91	+11	-19	?	0	0	0	0*	0	0	

Flying Sails (FS)

Non-Flying Sails (NFS)

Boat Class	AVG	Calc	#Diff	#Races	Std	Calc	HDCP	AVG	Calc	#Diff	#Races	Std	Calc	HDCP
/Year	ASP	ASP	Boats	Sailed	Dev	Diff	ALERT	ASP	ASP	Boats	Sailed	Dev	Diff	ALERT

CC Review

J 22 **														
2017	170	163	11	62	+16	-7	????	199	160	2	12	+17	-39	
2018	170	165	9	71	+21	-5		189	175	4	23	+19	-14	
2019	170	165	8	65	+20	-5		189	158	5	30	+21	-31	
2021	168	159	6	41	+16	-9	????	190	176	4	22	+20	-14	
2022	168	151	8	73	+15	-17	?????	190	181	1	9	+19	-9	
CUMULATIVE	169	161	19	312	+18	-8	????	191	169	7	96	+19	-22	?????

CC Review

J 24 **														
2017	164	165	22	216	+18	+1		192	188	6	58	+28	-4	
2018	164	157	25	249	+18	-7	????	191	202	6	39	+27	+11	
2019	164	153	21	229	+17	-11	????	180	168	4	36	+20	-12	
2021	164	147	5	40	+18	-17		179	164	5	33	+26	-15	
2022	162	162	10	119	+21	0		172	129	3	13	+28	-43	
CUMULATIVE	164	158	37	853	+18	-6	????	185	178	13	179	+26	-7	????

CC Review

J 27														
2017	121	111	3	21	+23	-10		0	0	0	0 *	0	0	
2018	121	106	8	60	+19	-15	????	135	130	1	8	+16	-5	
2019	120	119	4	33	+13	-1		0	0	0	0 *	0	0	
2021	120	117	4	22	+12	-3		129	133	3	18	+24	+4	
2022	121	120	9	73	+19	-1		0	0	0	0 *	0	0	
CUMULATIVE	121	115	15	209	+18	-6	????	131	132	4	26	+22	+1	

J 28														
2017	0	0	0	0 *	0	0		191	196	2	16	+20	+5	
2018	0	0	0	0 *	0	0		191	199	2	18	+18	+8	
2019	0	0	0	0 *	0	0		190	204	2	18	+16	+14	
2021	0	0	0	0 *	0	0		177	187	1	3	+16	+10	
2022	0	0	0	0 *	0	0		181	177	2	13	+16	-4	
CUMULATIVE	0	0	0	0 *	0	0		188	195	2	68	+18	+7	

J 29 7/8 IB														
2017	112	140	1	5	+14	+28		0	0	0	0 *	0	0	
2018	115	120	1	11	+3	+5		0	0	0	0 *	0	0	
2019	115	117	1	11	+24	+2		0	0	0	0 *	0	0	
CUMULATIVE	114	122	1	27	+13	+8		0	0	0	0 *	0	0	

J 29 7/8 OB														
2017	104	103	2	17	+13	-1		0	0	0	0 *	0	0	
2018	103	82	1	4	+18	-21		0	0	0	0 *	0	0	
2019	105	76	1	15	+15	-29		0	0	0	0 *	0	0	
CUMULATIVE	104	89	2	36	+14	-15	??	0	0	0	0 *	0	0	

J 29 MH OB														
2017	102	92	1	3	+2	-10		0	0	0	0 *	0	0	
2018	102	95	1	11	+10	-7		0	0	0	0 *	0	0	
2019	102	99	1	11	+9	-3		0	0	0	0 *	0	0	
2022	99	135	1	3	+23	+36		0	0	0	0 *	0	0	
CUMULATIVE	102	100	1	28	+10	-2		0	0	0	0 *	0	0	

CC Review

J 30														
2017	130	123	6	70	+14	-7	????	152	150	3	23	+12	-2	
2018	131	131	6	86	+14	0		151	147	3	26	+13	-4	
2019	130	132	6	87	+13	+2		152	145	4	30	+10	-7	
2021	125	122	1	3	+7	-3		146	136	5	29	+22	-10	
2022	131	135	4	42	+13	+4		147	143	3	22	+19	-4	
CUMULATIVE	130	130	8	288	+13	0		150	144	6	130	+15	-6	????

Flying Sails (FS)

Non-Flying Sails (NFS)

Boat Class	AVG	Calc	#Diff	#Races	Std	Calc	HDCP	AVG	Calc	#Diff	#Races	Std	Calc	HDCP
/Year	ASP	ASP	Boats	Sailed	Dev	Diff	ALERT	ASP	ASP	Boats	Sailed	Dev	Diff	ALERT
J 33														
2017	96	105	1	10	+25	+9		108	87	1	3	+9	-21	
2018	93	88	1	14	+11	-5		0	0	0	0*	0	0	
2019	90	90	1	10	+16	0		0	0	0	0*	0	0	
2021	90	84	1	6	+31	-6		0	0	0	0*	0	0	
2022	91	89	2	26	+13	-2		0	0	0	0*	0	0	
CUMULATIVE	92	91	2	66	+16	-1		108	87	1	3	+9	-21	
J 34														
2017	0	0	0	0*	0	0		135	126	1	15	+35	-9	
2018	0	0	0	0*	0	0		135	123	1	11	+21	-12	
CUMULATIVE	0	0	0	0*	0	0		135	125	1	26	+29	-10	
J 34C SD														
2017	123	104	1	3	+2	-19		0	0	0	0*	0	0	
2018	127	105	1	18	+14	-22	?	148	180	1	6	+27	+32	
2019	127	106	1	22	+11	-21	?	154	162	1	4	+9	+8	
2021	128	114	1	15	+13	-14		145	159	1	3	+36	+14	
2022	128	120	1	8	+21	-8		145	158	1	3	+16	+13	
CUMULATIVE	127	109	1	66	+13	-18	?	148	167	1	16	+22	+19	?
J 35 **														
2017	72	70	11	165	+17	-2		93	110	3	24	+13	+17	
2018	72	71	10	117	+15	-1		92	104	2	25	+25	+12	??
2019	72	72	12	128	+16	0		93	112	1	11	+15	+19	
2021	72	76	10	109	+13	+4		81	102	1	3	+7	+21	
2022	72	73	10	148	+20	+1		84	110	2	16	+15	+26	
CUMULATIVE	72	72	14	667	+17	0		90	108	3	79	+17	+18	???
J 35C														
2017	0	0	0	0*	0	0		122	120	1	11	+6	-2	
2018	98	83	1	4	+10	-15		120	123	1	15	+18	+3	
2019	98	98	1	5	+14	0		120	122	2	19	+21	+2	
2022	0	0	0	0*	0	0		108	45	1	3	+18	-63	
CUMULATIVE	98	91	1	9	+12	-7		120	117	2	48	+16	-3	
J 70 CF -SB														
2017	110	112	5	29	+13	+2		0	0	0	0*	0	0	
2018	111	115	6	36	+15	+4		0	0	0	0*	0	0	
2019	117	113	8	46	+20	-4		0	0	0	0*	0	0	
2021	117	116	6	41	+19	-1		0	0	0	0*	0	0	
2022	117	112	5	37	+10	-5		0	0	0	0*	0	0	
CUMULATIVE	115	114	11	189	+16	-1		0	0	0	0*	0	0	
J 80 -SB **														
2017	125	122	13	107	+23	-3		154	129	2	10	+5	-25	
2018	123	115	10	118	+12	-8	????	141	165	1	8	+23	+24	
2019	124	122	16	161	+16	-2		155	88	1	4	+33	-67	
2021	125	124	15	113	+16	-1		158	139	3	15	+25	-19	
2022	124	124	17	126	+18	0		158	151	3	18	+18	-7	
CUMULATIVE	124	122	23	625	+17	-2		155	141	7	55	+19	-14	????
J 88 CF -SB														
2017	84	87	4	43	+20	+3		120	128	1	5	+8	+8	
2018	86	87	4	39	+14	+1		120	118	5	25	+13	-2	
2019	85	88	4	51	+18	+3		0	0	0	0*	0	0	
2021	85	70	2	25	+14	-15	??	117	146	1	4	+37	+29	
2022	85	76	2	38	+16	-9		117	116	2	18	+26	-1	
CUMULATIVE	85	83	6	196	+17	-2		119	120	5	52	+19	+1	

CC Review

District Review GYC (RDPRF)

CC Review

CC Review

Flying Sails (FS)

Non-Flying Sails (NFS)

<i>Boat Class</i>	<i>AVG</i>	<i>Calc</i>	<i>#Diff</i>	<i>#Races</i>	<i>Std</i>	<i>Calc</i>	<i>HDCP</i>	<i>AVG</i>	<i>Calc</i>	<i>#Diff</i>	<i>#Races</i>	<i>Std</i>	<i>Calc</i>	<i>HDCP</i>
<i>/Year</i>	<i>ASP</i>	<i>ASP</i>	<i>Boats</i>	<i>Sailed</i>	<i>Dev</i>	<i>Diff</i>	<i>ALERT</i>	<i>ASP</i>	<i>ASP</i>	<i>Boats</i>	<i>Sailed</i>	<i>Dev</i>	<i>Diff</i>	<i>ALERT</i>
J 9														
2022	0	0	0	0 *	0	0		148	137	1	9	+20	-11	
CUMULATIVE	0	0	0	0 *	0	0		148	137	1	9	+20	-11	
J 92 -SB														
2017	101	100	1	4	0	-1		0	0	0	0 *	0	0	
2018	0	0	0	0 *	0	0		123	117	1	9	+27	-6	
2019	101	89	1	9	+19	-12		123	122	1	5	+22	-1	
2021	0	0	0	0 *	0	0		127	81	2	26	+30	-46	??
2022	100	79	1	13	+20	-21		0	0	0	0 *	0	0	
CUMULATIVE	100	86	2	26	+16	-14	??	125	94	2	40	+28	-31	??
J 92S -SB														
2017	0	0	0	0 *	0	0		129	148	1	6	+20	+19	
2018	0	0	0	0 *	0	0		129	130	1	6	+11	+1	
2021	0	0	0	0 *	0	0		128	124	1	6	+11	-4	
CUMULATIVE	0	0	0	0 *	0	0		129	134	1	18	+14	+5	
J 99														
2019	76	64	1	4	+21	-12		107	83	1	6	+13	-24	
2021	74	85	1	7	+12	+11		0	0	0	0 *	0	0	
2022	83	86	1	8	+17	+3		0	0	0	0 *	0	0	
CUMULATIVE	78	81	3	19	+16	+3		107	83	1	6	+13	-24	
JEANNEAU 27 FANTASIA														
2017	0	0	0	0 *	0	0		245	237	1	5	+15	-8	
2018	0	0	0	0 *	0	0		245	246	1	11	+38	+1	
2019	0	0	0	0 *	0	0		250	235	2	11	+26	-15	
2022	0	0	0	0 *	0	0		228	214	1	10	+21	-14	
CUMULATIVE	0	0	0	0 *	0	0		242	233	2	37	+27	-9	
JEANNEAU 3200 SUN FAST														
2017	96	95	1	9	+16	-1		0	0	0	0 *	0	0	
CUMULATIVE	96	95	1	9	+16	-1		0	0	0	0 *	0	0	
JEANNEAU 3200 SUN FAST MOD CF														
2018	87	96	1	6	+21	+9		0	0	0	0 *	0	0	
2019	87	93	1	11	+27	+6		0	0	0	0 *	0	0	
2021	87	102	1	8	+12	+15		0	0	0	0 *	0	0	
2022	86	90	1	13	+14	+4		0	0	0	0 *	0	0	
CUMULATIVE	87	94	1	38	+19	+7		0	0	0	0 *	0	0	
JEANNEAU 32i SUN FAST														
2017	132	135	1	9	+26	+3		0	0	0	0 *	0	0	
CUMULATIVE	132	135	1	9	+26	+3		0	0	0	0 *	0	0	
JEANNEAU 35 SUN FAST														
2018	0	0	0	0 *	0	0		127	134	1	4	+26	+7	
CUMULATIVE	0	0	0	0 *	0	0		127	134	1	4	+26	+7	
JEANNEAU 37 SUN FAST														
2017	118	117	1	6	+27	-1		0	0	0	0 *	0	0	
2018	118	112	1	12	+24	-6		0	0	0	0 *	0	0	
2019	118	104	1	8	+14	-14		0	0	0	0 *	0	0	
CUMULATIVE	118	110	1	26	+21	-8		0	0	0	0 *	0	0	
JEANNEAU 39 REGAT FR														
2018	0	0	0	0 *	0	0		138	156	1	10	+24	+18	
2019	0	0	0	0 *	0	0		138	126	1	5	+32	-12	
CUMULATIVE	0	0	0	0 *	0	0		138	146	1	15	+27	+8	

New Class

Flying Sails (FS)

Non-Flying Sails (NFS)

Boat Class	AVG	Calc	#Diff	#Races	Std	Calc	HDCP	AVG	Calc	#Diff	#Races	Std	Calc	HDCP
/Year	ASP	ASP	Boats	Sailed	Dev	Diff	ALERT	ASP	ASP	Boats	Sailed	Dev	Diff	ALERT
KELT 7.6 OB														
2017	217	216	1	7	+20	-1		0	0	0	0*	0	0	
2018	217	217	1	7	+23	0		0	0	0	0*	0	0	
2019	217	204	1	4	+19	-13		0	0	0	0*	0	0	
2021	217	184	1	3	+26	-33		0	0	0	0*	0	0	
CUMULATIVE	217	209	1	21	+22	-8		0	0	0	0*	0	0	
KELT 7.6 SDR														
2021	0	0	0	0*	0	0		259	278	1	10	+25	+19	
CUMULATIVE	0	0	0	0*	0	0		259	278	1	10	+25	+19	
KILLING 37 CUS														
2017	99	83	1	9	+11	-16		0	0	0	0*	0	0	
2018	99	105	1	11	+9	+6		0	0	0	0*	0	0	
2019	99	72	1	7	+29	-27		0	0	0	0*	0	0	
CUMULATIVE	99	89	1	27	+15	-10		0	0	0	0*	0	0	
KILLING 40 CUS														
2017	0	0	0	0*	0	0		89	88	1	4	+15	-1	
CUMULATIVE	0	0	0	0*	0	0		89	88	1	4	+15	-1	
KILLING 50 CUS														
2017	0	0	0	0*	0	0		10	33	1	3	+8	+23	
2018	0	0	0	0*	0	0		7	49	1	10	+16	+42	
CUMULATIVE	0	0	0	0*	0	0		8	45	1	13	+15	+37	
KIRBY 23														
2017	0	0	0	0*	0	0		222	205	1	9	+19	-17	
2018	0	0	0	0*	0	0		222	190	1	11	+28	-32	
2019	0	0	0	0*	0	0		214	207	1	17	+18	-7	
2021	0	0	0	0*	0	0		208	226	1	8	+19	+18	
CUMULATIVE	0	0	0	0*	0	0		216	206	1	45	+21	-10	
KIRBY 25 **														
2017	166	162	10	87	+21	-4		183	151	1	10	+14	-32	
2018	166	168	9	102	+20	+2		183	156	2	16	+30	-27	
2019	165	163	9	105	+16	-2		184	165	2	14	+22	-19	
2021	165	161	10	71	+18	-4		0	0	0	0*	0	0	
2022	164	160	9	109	+18	-4		180	195	3	26	+34	+15	
CUMULATIVE	165	163	14	474	+18	-2		182	172	5	66	+27	-10	????
KIRBY 30														
2017	134	144	4	52	+22	+10	????	0	0	0	0*	0	0	
2018	138	136	4	45	+17	-2		154	164	2	12	+14	+10	
2019	135	136	4	14	+5	+1		155	187	1	3	+31	+32	
2021	135	145	1	5	+11	+10		146	146	1	7	+17	0	
2022	140	140	1	6	+17	0		158	160	2	12	+7	+2	
CUMULATIVE	136	140	6	122	+18	+4		154	161	3	34	+13	+7	
KIRBY 36 MOD 2														
2018	98	73	1	5	+19	-25		0	0	0	0*	0	0	
2019	98	94	1	5	+3	-4		0	0	0	0*	0	0	
CUMULATIVE	98	84	1	10	+11	-14		0	0	0	0*	0	0	
KIWI 22														
2017	0	0	0	0*	0	0		223	204	1	5	+15	-19	
2018	198	198	1	3	+11	0		0	0	0	0*	0	0	
2019	0	0	0	0*	0	0		219	158	1	6	+25	-61	
CUMULATIVE	198	198	1	3	+11	0		221	179	1	11	+21	-42	

CC Review



????

Flying Sails (FS)

Non-Flying Sails (NFS)

<i>Boat Class</i>	<i>AVG</i>	<i>Calc</i>	<i>#Diff</i>	<i>#Races</i>	<i>Std</i>	<i>Calc</i>	<i>HDCP</i>	<i>AVG</i>	<i>Calc</i>	<i>#Diff</i>	<i>#Races</i>	<i>Std</i>	<i>Calc</i>	<i>HDCP</i>
<i>/Year</i>	<i>ASP</i>	<i>ASP</i>	<i>Boats</i>	<i>Sailed</i>	<i>Dev</i>	<i>Diff</i>	<i>ALERT</i>	<i>ASP</i>	<i>ASP</i>	<i>Boats</i>	<i>Sailed</i>	<i>Dev</i>	<i>Diff</i>	<i>ALERT</i>
LASER 28 **														
2017	128	127	12	106	+16	-1		0	0	0	0*	0	0	
2018	127	122	13	134	+15	-5		147	154	1	7	+30	+7	
2019	128	122	13	135	+12	-6	????	0	0	0	0*	0	0	
2021	129	124	8	75	+20	-5		0	0	0	0*	0	0	
2022	130	122	12	137	+18	-8	????	143	116	1	6	+50	-27	
CUMULATIVE	128	123	18	587	+16	-5		145	136	2	13	+39	-9	
LUNA 24 TM MOD 2														
2019	174	188	1	7	+32	+14		0	0	0	0*	0	0	
CUMULATIVE	174	188	1	7	+32	+14		0	0	0	0*	0	0	
MACGREGOR 26S														
2022	0	0	0	0*	0	0		294	300	1	24	+41	+6	
CUMULATIVE	0	0	0	0*	0	0		294	300	1	24	+41	+6	
MELGES 20 CF -SB														
2017	129	160	1	6	+37	+31		0	0	0	0*	0	0	
CUMULATIVE	129	160	1	6	+37	+31		0	0	0	0*	0	0	
MELGES 24 CF -SB														
2017	87	72	3	22	+20	-15		0	0	0	0*	0	0	
2018	87	68	3	17	+19	-19		0	0	0	0*	0	0	
2019	87	62	1	4	+4	-25		0	0	0	0*	0	0	
2021	87	84	2	9	+9	-3		0	0	0	0*	0	0	
2022	87	77	2	15	+23	-10		0	0	0	0*	0	0	
CUMULATIVE	87	73	4	67	+18	-14	?????	0	0	0	0*	0	0	
MELGES 30/32 MOD CF -SB														
2019	24	25	1	17	+16	+1		0	0	0	0*	0	0	
2021	32	50	1	9	+27	+18		0	0	0	0*	0	0	
2022	32	40	1	8	+32	+8		0	0	0	0*	0	0	
CUMULATIVE	28	35	1	34	+22	+7		0	0	0	0*	0	0	
MELGES 32 CF -SB														
2017	27	22	2	18	+7	-5		0	0	0	0*	0	0	
2018	27	20	2	6	+5	-7		0	0	0	0*	0	0	
2019	27	15	2	24	+8	-12	??	0	0	0	0*	0	0	
2022	27	30	1	6	+48	+3		0	0	0	0*	0	0	
CUMULATIVE	27	20	3	54	+12	-7		0	0	0	0*	0	0	
MELGES IC37 CF - SB														
2021	0	0	0	0*	0	0		36	49	2	10	+17	+13	
2022	0	0	0	0*	0	0		36	46	1	5	+14	+10	
CUMULATIVE	0	0	0	0*	0	0		36	48	2	15	+16	+12	
MERIT 25														
2017	172	201	1	4	+39	+29		0	0	0	0*	0	0	
2018	172	216	1	17	+26	+44	?	192	183	1	6	+11	-9	
2019	172	206	1	23	+31	+34	?	0	0	0	0*	0	0	
2022	172	212	1	23	+24	+40	?	185	185	1	7	+19	0	
CUMULATIVE	172	210	1	67	+28	+38	?	188	184	1	13	+15	-4	
MIRAGE 236														
2022	0	0	0	0*	0	0		237	198	1	7	+35	-39	
CUMULATIVE	0	0	0	0*	0	0		237	198	1	7	+35	-39	

CC Review





New Class

New Class

Flying Sails (FS)

Non-Flying Sails (NFS)

Boat Class	AVG	Calc	#Diff	#Races	Std	Calc	HDCP	AVG	Calc	#Diff	#Races	Std	Calc	HDCP
/Year	ASP	ASP	Boats	Sailed	Dev	Diff	ALERT	ASP	ASP	Boats	Sailed	Dev	Diff	ALERT
MIRAGE 24														
2017	218	225	3	26	+24	+7		245	235	1	5	+14	-10	
2018	220	233	4	83	+21	+13	?????	247	247	1	12	+25	0	
2019	220	225	4	76	+15	+5		247	208	1	11	+17	-39	
2021	222	214	3	36	+16	-8		234	204	2	12	+37	-30	
2022	220	219	3	27	+20	-1		231	216	1	9	+19	-15	
CUMULATIVE	220	226	4	248	+19	+6	????	241	221	2	49	+24	-20	??
MIRAGE 25														
2017	213	200	1	9	+17	-13		235	228	2	26	+11	-7	
2018	213	211	1	11	+17	-2		232	230	2	29	+13	-2	
2019	213	212	1	6	+27	-1		232	225	2	32	+21	-7	
2021	213	156	1	4	+23	-57		222	256	1	8	+30	+34	
2022	214	217	2	15	+26	+3		225	218	2	9	+22	-7	
CUMULATIVE	213	206	2	45	+22	-7		231	229	3	104	+17	-2	
MIRAGE 25 IB														
2018	0	0	0	0 *	0	0		245	262	1	9	+25	+17	
CUMULATIVE	0	0	0	0 *	0	0		245	262	1	9	+25	+17	
MIRAGE 26 IB														
2021	0	0	0	0 *	0	0		228	258	1	6	+23	+30	
CUMULATIVE	0	0	0	0 *	0	0		228	258	1	6	+23	+30	
MIRAGE 27-1														
2017	0	0	0	0 *	0	0		229	268	1	9	+29	+39	
2018	0	0	0	0 *	0	0		240	254	1	12	+14	+14	
2019	0	0	0	0 *	0	0		240	255	1	14	+34	+15	
2021	0	0	0	0 *	0	0		231	232	1	7	+9	+1	
2022	0	0	0	0 *	0	0		231	232	1	4	+23	+1	
CUMULATIVE	0	0	0	0 *	0	0		236	252	1	46	+23	+16	?
MIRAGE 27-1 OB														
2022	0	0	0	0 *	0	0		224	246	1	5	+20	+22	
CUMULATIVE	0	0	0	0 *	0	0		224	246	1	5	+20	+22	
MIRAGE 27-2														
2017	0	0	0	0 *	0	0		252	268	1	3	+41	+16	
2018	0	0	0	0 *	0	0		236	244	1	20	+35	+8	
2019	0	0	0	0 *	0	0		236	249	1	9	+34	+13	
2021	0	0	0	0 *	0	0		228	215	2	14	+34	-13	
2022	0	0	0	0 *	0	0		226	238	2	26	+34	+12	??
CUMULATIVE	0	0	0	0 *	0	0		232	238	2	72	+35	+6	
MIRAGE 275														
2018	0	0	0	0 *	0	0		245	245	1	5	+37	0	
CUMULATIVE	0	0	0	0 *	0	0		245	245	1	5	+37	0	
MIRAGE 29														
2017	0	0	0	0 *	0	0		213	228	2	13	+30	+15	
2018	0	0	0	0 *	0	0		205	246	1	10	+17	+41	
2019	0	0	0	0 *	0	0		203	215	2	14	+21	+12	
2021	0	0	0	0 *	0	0		189	189	1	9	+28	0	
2022	0	0	0	0 *	0	0		191	194	2	18	+13	+3	
CUMULATIVE	0	0	0	0 *	0	0		200	213	3	64	+21	+13	???

CC Review

District Review NSC KYC (EYC)

Flying Sails (FS)

Non-Flying Sails (NFS)

Boat Class	AVG	Calc	#Diff	#Races	Std	Calc	HDCP	AVG	Calc	#Diff	#Races	Std	Calc	HDCP
/Year	ASP	ASP	Boats	Sailed	Dev	Diff	ALERT	ASP	ASP	Boats	Sailed	Dev	Diff	ALERT
MIRAGE 30														
2017	0	0	0	0 *	0	0		210	198	1	3	+28	-12	
2018	0	0	0	0 *	0	0		211	234	1	5	+26	+23	
2022	0	0	0	0 *	0	0		176	168	1	3	+44	-8	
CUMULATIVE	0	0	0	0 *	0	0		201	206	3	11	+31	+5	
MIRAGE 33														
2017	153	161	1	21	+13	+8		175	183	1	9	+22	+8	
2018	153	169	1	19	+21	+16	?	175	175	1	9	+36	0	
2019	153	168	1	18	+25	+15	?	175	158	1	9	+20	-17	
2021	153	186	1	11	+35	+33		0	0	0	0 *	0	0	
2022	153	188	1	7	+29	+35		198	226	1	3	+31	+28	
CUMULATIVE	153	171	1	76	+23	+18	?	177	177	2	30	+26	0	
MORGAN 27														
2017	180	164	1	9	+26	-16		0	0	0	0 *	0	0	
2018	181	170	1	6	+30	-11		0	0	0	0 *	0	0	
2019	181	167	1	5	+5	-14		0	0	0	0 *	0	0	
2022	175	150	1	3	+11	-25		0	0	0	0 *	0	0	
CUMULATIVE	180	164	1	23	+21	-16	?	0	0	0	0 *	0	0	
MORGAN 30/300														
2018	0	0	0	0 *	0	0		243	240	1	6	+14	-3	
2019	0	0	0	0 *	0	0		241	219	1	7	+19	-22	
CUMULATIVE	0	0	0	0 *	0	0		242	229	1	13	+17	-13	
MULL 22 MOD														
2017	159	120	1	9	+24	-39		0	0	0	0 *	0	0	
2018	159	129	1	13	+8	-30		0	0	0	0 *	0	0	
2019	159	152	1	10	+18	-7		0	0	0	0 *	0	0	
2021	153	158	1	6	+28	+5		0	0	0	0 *	0	0	
2022	153	148	1	10	+19	-5		0	0	0	0 *	0	0	
CUMULATIVE	157	140	1	48	+18	-17	?	0	0	0	0 *	0	0	
NASSAU 34														
2017	0	0	0	0 *	0	0		219	243	1	3	+35	+24	
CUMULATIVE	0	0	0	0 *	0	0		219	243	1	3	+35	+24	
NELSON MAREK 36														
2018	54	56	1	4	+39	+2		0	0	0	0 *	0	0	
CUMULATIVE	54	56	1	4	+39	+2		0	0	0	0 *	0	0	
NELSON MAREK 43														
2017	12	14	1	12	+4	+2		0	0	0	0 *	0	0	
2018	16	23	2	24	+15	+7		0	0	0	0 *	0	0	
2019	12	10	1	8	+12	-2		0	0	0	0 *	0	0	
2021	12	20	1	10	+12	+8		0	0	0	0 *	0	0	
2022	12	17	2	14	+9	+5		0	0	0	0 *	0	0	
CUMULATIVE	13	18	2	68	+11	+5		0	0	0	0 *	0	0	
NEW YORK 40														
2017	93	110	1	10	+35	+17		0	0	0	0 *	0	0	
2018	99	98	1	16	+22	-1		0	0	0	0 *	0	0	
2019	99	103	1	5	+15	+4		0	0	0	0 *	0	0	
2022	99	97	1	19	+13	-2		0	0	0	0 *	0	0	
CUMULATIVE	98	100	1	50	+21	+2		0	0	0	0 *	0	0	

District Review BSBC (GHPRF)

CC Review



Flying Sails (FS)

Non-Flying Sails (NFS)

Boat Class	AVG	Calc	#Diff	#Races	Std	Calc	HDCP	AVG	Calc	#Diff	#Races	Std	Calc	HDCP
/Year	ASP	ASP	Boats	Sailed	Dev	Diff	ALERT	ASP	ASP	Boats	Sailed	Dev	Diff	ALERT
NEWPORT 27S-2														
2017	0	0	0	0 *	0	0		246	236	1	4	+36	-10	
2021	0	0	0	0 *	0	0		235	206	2	16	+37	-29	
2022	0	0	0	0 *	0	0		225	209	1	17	+28	-16	?
CUMULATIVE	0	0	0	0 *	0	0		232	211	2	37	+33	-21	??
NIAGARA 26 IB														
2019	205	216	1	7	+27	+11		206	207	1	10	+29	+1	
CUMULATIVE	205	216	1	7	+27	+11		206	207	1	10	+29	+1	
NIAGARA 26 OB **														
2017	182	191	3	14	+17	+9		203	194	7	57	+23	-9	????
2018	182	168	3	10	+19	-14		202	189	8	69	+20	-13	?????
2019	184	178	4	29	+16	-6		201	186	5	48	+19	-15	????
2021	184	194	3	17	+19	+10		195	184	8	56	+21	-11	????
2022	183	184	1	16	+18	+1		194	167	5	42	+21	-27	????
CUMULATIVE	183	183	7	86	+18	0		199	185	11	272	+21	-14	?????
NIAGARA 30														
2017	0	0	0	0 *	0	0		211	157	1	10	+33	-54	
2019	0	0	0	0 *	0	0		211	198	1	4	+29	-13	
CUMULATIVE	0	0	0	0 *	0	0		211	169	1	14	+32	-42	
NIAGARA 31														
2017	166	167	1	5	+24	+1		189	167	1	3	+20	-22	
2018	166	157	1	7	+23	-9		187	169	1	9	+14	-18	
2019	166	169	1	12	+10	+3		0	0	0	0 *	0	0	
2021	0	0	0	0 *	0	0		186	153	1	10	+28	-33	
2022	166	173	1	11	+16	+7		184	163	2	17	+27	-21	
CUMULATIVE	166	168	1	35	+17	+2		185	162	3	39	+24	-23	???
NIAGARA 35														
2017	0	0	0	0 *	0	0		223	266	1	3	+18	+43	
CUMULATIVE	0	0	0	0 *	0	0		223	266	1	3	+18	+43	
NO CLASS														
2017	78	87	3	18	+22	+9		196	173	2	8	+19	-23	
2018	43	53	3	13	+24	+10		0	0	0	0 *	0	0	
2019	0	0	0	0 *	0	0		48	59	1	3	+17	+11	
2021	125	129	2	11	+23	+4		0	0	0	0 *	0	0	
2022	109	103	1	8	+13	-6		222	222	2	8	+20	0	
CUMULATIVE	84	90	8	50	+21	+6	????	184	176	5	19	+19	-8	
NONSUCH 26/260														
2018	0	0	0	0 *	0	0		251	278	1	4	+18	+27	
2019	0	0	0	0 *	0	0		251	251	1	6	+42	0	
2021	0	0	0	0 *	0	0		239	221	2	10	+23	-18	
2022	0	0	0	0 *	0	0		239	239	1	9	+24	0	
CUMULATIVE	0	0	0	0 *	0	0		243	241	2	29	+26	-2	
NONSUCH 26/260 SD														
2017	0	0	0	0 *	0	0		247	283	1	7	+11	+36	
2018	0	0	0	0 *	0	0		247	265	1	4	+49	+18	
2021	0	0	0	0 *	0	0		238	232	1	6	+15	-6	
2022	0	0	0	0 *	0	0		238	250	1	13	+19	+12	
CUMULATIVE	0	0	0	0 *	0	0		241	256	1	30	+20	+15	?

CC Review



CC Review

District Review
BHYC
(GHPRF)

Flying Sails (FS)

Non-Flying Sails (NFS)

Boat Class	AVG	Calc	#Diff	#Races	Std	Calc	HDCP	AVG	Calc	#Diff	#Races	Std	Calc	HDCP
/Year	ASP	ASP	Boats	Sailed	Dev	Diff	ALERT	ASP	ASP	Boats	Sailed	Dev	Diff	ALERT

CC
Review

NONSUCH 30

2017	0	0	0	0 *	0	0		172	176	1	9	+8	+4	
2018	0	0	0	0 *	0	0		173	197	2	23	+29	+24	??
2019	0	0	0	0 *	0	0		169	189	2	18	+27	+20	
2021	0	0	0	0 *	0	0		161	162	2	10	+22	+1	
2022	0	0	0	0 *	0	0		161	166	2	15	+25	+5	
CUMULATIVE	0	0	0	0 *	0	0		168	182	3	75	+24	+14	???



NORTH STAR FARR 727

2017	0	0	0	0 *	0	0		207	206	1	8	+42	-1	
CUMULATIVE	0	0	0	0 *	0	0		207	206	1	8	+42	-1	

NORTH STAR FARR 727 MOD

2018	0	0	0	0 *	0	0		204	204	1	6	+27	0	
2019	0	0	0	0 *	0	0		204	211	1	6	+19	+7	
CUMULATIVE	0	0	0	0 *	0	0		204	208	1	12	+23	+4	

NORTHCASTLE 30 CUS 2 L30

2017	109	116	1	20	+10	+7		0	0	0	0 *	0	0	
2018	109	115	1	7	+21	+6		0	0	0	0 *	0	0	
2019	109	99	1	8	+21	-10		0	0	0	0 *	0	0	
2021	106	104	1	6	+11	-2		0	0	0	0 *	0	0	
2022	106	123	1	7	+29	+17		0	0	0	0 *	0	0	
CUMULATIVE	108	112	1	48	+17	+4		0	0	0	0 *	0	0	

NORTHERN 25

2017	0	0	0	0 *	0	0		243	232	3	22	+23	-11	
2018	0	0	0	0 *	0	0		245	241	2	23	+20	-4	
2019	0	0	0	0 *	0	0		247	237	2	15	+22	-10	
2021	0	0	0	0 *	0	0		240	240	1	8	+20	0	
2022	0	0	0	0 *	0	0		240	246	1	12	+20	+6	
CUMULATIVE	0	0	0	0 *	0	0		244	238	3	80	+21	-6	

NORTHERN 25 IB

2017	0	0	0	0 *	0	0		263	287	2	29	+35	+24	??
2018	0	0	0	0 *	0	0		249	283	1	12	+23	+34	
CUMULATIVE	0	0	0	0 *	0	0		259	286	2	41	+32	+27	??

NORTHERN 29

2017	0	0	0	0 *	0	0		230	226	1	10	+19	-4	
2018	0	0	0	0 *	0	0		232	223	2	14	+20	-9	
2022	0	0	0	0 *	0	0		228	239	1	9	+32	+11	
CUMULATIVE	0	0	0	0 *	0	0		230	228	3	33	+23	-2	

NORTHERN 7.5

2021	0	0	0	0 *	0	0		233	282	1	4	+23	+49	
CUMULATIVE	0	0	0	0 *	0	0		233	282	1	4	+23	+49	

NORTHSTAR 500

2017	226	226	1	9	+12	0		0	0	0	0 *	0	0	
2018	226	243	1	11	+40	+17		0	0	0	0 *	0	0	
2019	226	226	1	6	+4	0		0	0	0	0 *	0	0	
2022	0	0	0	0 *	0	0		245	288	1	7	+43	+43	
CUMULATIVE	226	233	1	26	+22	+7		245	288	1	7	+43	+43	

ODAY 25 CB

2017	0	0	0	0 *	0	0		269	281	1	8	+5	+12	
CUMULATIVE	0	0	0	0 *	0	0		269	281	1	8	+5	+12	

Boat Class /Year	Flying Sails (FS)						Non-Flying Sails (NFS)							
	AVG ASP	Calc ASP	#Diff Boats	#Races Sailed	Std Dev	Calc Diff	HDCP ALERT	AVG ASP	Calc ASP	#Diff Boats	#Races Sailed	Std Dev	Calc Diff	HDCP ALERT
ODAY 27 IB														
2018	0	0	0	0 *	0	0		250	266	1	6	+25	+16	
2019	0	0	0	0 *	0	0		250	263	1	4	+36	+13	
CUMULATIVE	0	0	0	0 *	0	0		250	265	1	10	+29	+15	
ODAY 28 TM DK														
2017	0	0	0	0 *	0	0		200	234	1	3	+28	+34	
2018	0	0	0	0 *	0	0		200	232	1	3	+26	+32	
CUMULATIVE	0	0	0	0 *	0	0		200	233	1	6	+27	+33	
ODAY 30 CB														
2018	0	0	0	0 *	0	0		219	219	1	7	+22	0	
CUMULATIVE	0	0	0	0 *	0	0		219	219	1	7	+22	0	
ODAY 39 SD														
2017	0	0	0	0 *	0	0		143	143	1	8	+16	0	
CUMULATIVE	0	0	0	0 *	0	0		143	143	1	8	+16	0	
ODYSSEY 30 C&C														
2017	0	0	0	0 *	0	0		179	178	1	13	+13	-1	
2018	0	0	0	0 *	0	0		181	159	1	17	+24	-22	?
2019	0	0	0	0 *	0	0		181	164	1	16	+13	-17	?
2021	0	0	0	0 *	0	0		169	168	1	7	+20	-1	
2022	0	0	0	0 *	0	0		169	164	1	11	+7	-5	
CUMULATIVE	0	0	0	0 *	0	0		177	166	1	64	+16	-11	
OLSON 25														
2017	166	154	3	18	+12	-12		0	0	0	0 *	0	0	
2018	165	160	4	44	+11	-5		194	185	1	9	+33	-9	
2019	166	156	4	39	+16	-10		194	177	1	3	+9	-17	
2021	165	171	5	34	+22	+6		0	0	0	0 *	0	0	
2022	165	171	5	46	+14	+6	????	177	188	4	19	+24	+11	
CUMULATIVE	165	163	6	181	+15	-2		184	186	4	31	+25	+2	
OLSON 30 **														
2017	108	78	3	32	+32	-30	???	0	0	0	0 *	0	0	
2018	109	108	5	77	+17	-1		0	0	0	0 *	0	0	
2019	108	113	5	47	+22	+5		0	0	0	0 *	0	0	
2021	109	122	4	21	+18	+13		132	95	1	7	+23	-37	
2022	110	101	5	49	+22	-9	????	132	109	1	13	+22	-23	
CUMULATIVE	109	104	9	226	+21	-5		132	104	1	20	+23	-28	?
OLSON 30 IB														
2017	114	131	1	6	+28	+17		0	0	0	0 *	0	0	
2018	114	128	1	6	+9	+14		141	134	1	4	+12	-7	
CUMULATIVE	114	130	1	12	+18	+16		141	134	1	4	+12	-7	
OLSON 911 S														
2017	130	105	1	10	+14	-25		150	120	1	13	+14	-30	
2018	124	123	1	5	+15	-1		144	144	1	5	+6	0	
2019	124	106	1	7	+24	-18		144	120	1	4	+25	-24	
2021	124	124	1	6	+3	0		0	0	0	0 *	0	0	
2022	124	128	1	11	+12	+4		135	131	1	9	+9	-4	
CUMULATIVE	126	117	1	39	+14	-9		144	127	1	31	+13	-17	?

Flying Sails (FS)

Non-Flying Sails (NFS)

Boat Class	AVG	Calc	#Diff	#Races	Std	Calc	HDCP	AVG	Calc	#Diff	#Races	Std	Calc	HDCP
/Year	ASP	ASP	Boats	Sailed	Dev	Diff	ALERT	ASP	ASP	Boats	Sailed	Dev	Diff	ALERT
OLSON 911 S ERICSON														
2017	133	94	1	9	+24	-39		0	0	0	0*	0	0	
2018	125	114	2	26	+16	-11		0	0	0	0*	0	0	
2019	126	121	2	20	+22	-5		0	0	0	0*	0	0	
2021	126	118	2	16	+16	-8		0	0	0	0*	0	0	
2022	126	120	2	24	+17	-6		0	0	0	0*	0	0	
CUMULATIVE	127	116	2	95	+18	-11		0	0	0	0*	0	0	
ONTARIO 32														
2017	0	0	0	0*	0	0		232	201	1	7	+31	-31	
CUMULATIVE	0	0	0	0*	0	0		232	201	1	7	+31	-31	
PACESHIP PY 23														
2017	0	0	0	0*	0	0		290	292	1	4	+10	+2	
2018	257	301	1	5	+44	+44		0	0	0	0*	0	0	
2019	257	266	1	4	+30	+9		0	0	0	0*	0	0	
CUMULATIVE	257	285	1	9	+38	+28		290	292	1	4	+10	+2	
PACESHIP PY 26														
2018	0	0	0	0*	0	0		227	234	1	18	+26	+7	
2019	0	0	0	0*	0	0		227	236	1	4	+11	+9	
CUMULATIVE	0	0	0	0*	0	0		227	234	1	22	+23	+7	
PACESHIP PY 26 IB														
2017	224	237	1	5	+22	+13		0	0	0	0*	0	0	
2018	228	228	1	5	+27	0		0	0	0	0*	0	0	
2019	228	245	1	9	+42	+17		0	0	0	0*	0	0	
2022	0	0	0	0*	0	0		232	243	1	11	+17	+11	
CUMULATIVE	227	238	1	19	+33	+11		232	243	1	11	+17	+11	
PEARSON 10M														
2021	0	0	0	0*	0	0		182	159	1	7	+19	-23	
CUMULATIVE	0	0	0	0*	0	0		182	159	1	7	+19	-23	
PEARSON 21														
2017	0	0	0	0*	0	0		219	176	1	3	+15	-43	
2018	201	239	1	5	+34	+38		219	181	1	6	+37	-38	
2019	0	0	0	0*	0	0		219	231	1	7	+24	+12	
CUMULATIVE	201	239	1	5	+34	+38		219	202	1	16	+27	-17	?
PEARSON 26														
2018	0	0	0	0*	0	0		238	218	2	7	+45	-20	
2019	0	0	0	0*	0	0		244	258	1	4	+8	+14	
2022	0	0	0	0*	0	0		232	225	5	27	+34	-7	
CUMULATIVE	0	0	0	0*	0	0		235	227	7	38	+33	-8	
PEARSON 28														
2017	0	0	0	0*	0	0		222	200	1	4	+26	-22	
2018	0	0	0	0*	0	0		222	200	1	6	+20	-22	
2019	0	0	0	0*	0	0		222	192	1	6	+28	-30	
2021	0	0	0	0*	0	0		228	212	1	7	+14	-16	
2022	0	0	0	0*	0	0		207	197	1	5	+17	-10	
CUMULATIVE	0	0	0	0*	0	0		221	201	2	28	+21	-20	??

CC Review

District Review MBSC (TORW)



Flying Sails (FS)

Non-Flying Sails (NFS)

Boat Class	AVG	Calc	#Diff	#Races	Std	Calc	HDCP	AVG	Calc	#Diff	#Races	Std	Calc	HDCP
/Year	ASP	ASP	Boats	Sailed	Dev	Diff	ALERT	ASP	ASP	Boats	Sailed	Dev	Diff	ALERT
PEARSON 30														
2017	168	151	3	10	+17	-17		213	216	1	6	+6	+3	
2018	169	148	2	15	+14	-21		213	182	1	6	+30	-31	
2019	165	156	1	7	+6	-9		196	191	2	15	+30	-5	
2021	169	169	1	8	+9	0		0	0	0	0*	0	0	
2022	169	172	1	8	+28	+3		202	218	1	8	+19	+16	
CUMULATIVE	168	157	4	48	+15	-11	????	203	200	3	35	+23	-3	
PEARSON 30 FLYER														
2017	0	0	0	0*	0	0		141	124	1	11	+15	-17	
2019	0	0	0	0*	0	0		141	140	1	3	+4	-1	
2021	0	0	0	0*	0	0		132	106	1	3	+14	-26	
CUMULATIVE	0	0	0	0*	0	0		139	124	1	17	+13	-15	?
PEARSON 303														
2017	201	212	1	10	+18	+11		0	0	0	0*	0	0	
CUMULATIVE	201	212	1	10	+18	+11		0	0	0	0*	0	0	
PEARSON 32														
2019	185	235	1	5	+50	+50		0	0	0	0*	0	0	
CUMULATIVE	185	235	1	5	+50	+50		0	0	0	0*	0	0	
PEARSON 36														
2018	148	170	1	9	+25	+22		0	0	0	0*	0	0	
2019	148	148	1	10	+40	0		0	0	0	0*	0	0	
CUMULATIVE	148	159	1	19	+33	+11		0	0	0	0*	0	0	
PEARSON ENSIGN														
2018	260	202	1	5	+29	-58		0	0	0	0*	0	0	
2021	257	260	1	4	+16	+3		0	0	0	0*	0	0	
2022	257	279	1	7	+21	+22		0	0	0	0*	0	0	
CUMULATIVE	258	250	1	16	+23	-8		0	0	0	0*	0	0	
PERRY 58 CF														
2019	-3	18	1	3	+4	+21		0	0	0	0*	0	0	
CUMULATIVE	-3	18	1	3	+4	+21		0	0	0	0*	0	0	
PETERSON 37 WIG														
2018	0	0	0	0*	0	0		114	144	1	8	+23	+30	
CUMULATIVE	0	0	0	0*	0	0		114	144	1	8	+23	+30	
PETERSON 41 CUS														
2017	0	0	0	0*	0	0		89	121	1	3	+25	+32	
2018	0	0	0	0*	0	0		91	92	1	3	+3	+1	
2019	68	45	1	5	+8	-23		91	84	1	6	+30	-7	
2022	0	0	0	0*	0	0		79	102	1	9	+14	+23	
CUMULATIVE	68	45	1	5	+8	-23		86	98	2	21	+19	+12	??
QUEST 33 IB -SB														
2017	77	80	1	8	+9	+3		0	0	0	0*	0	0	
2018	77	81	1	9	+13	+4		0	0	0	0*	0	0	
CUMULATIVE	77	81	1	17	+11	+4		0	0	0	0*	0	0	
RANGER 22														
2017	0	0	0	0*	0	0		233	226	5	86	+18	-7	????
2018	0	0	0	0*	0	0		232	227	5	70	+20	-5	
2019	0	0	0	0*	0	0		233	231	5	82	+26	-2	
2021	0	0	0	0*	0	0		224	223	3	43	+20	-1	
2022	0	0	0	0*	0	0		224	220	3	58	+18	-4	
CUMULATIVE	0	0	0	0*	0	0		230	226	6	339	+21	-4	

CC Review



Flying Sails (FS)

Non-Flying Sails (NFS)

Boat Class	AVG	Calc	#Diff	#Races	Std	Calc	HDCP	AVG	Calc	#Diff	#Races	Std	Calc	HDCP
/Year	ASP	ASP	Boats	Sailed	Dev	Diff	ALERT	ASP	ASP	Boats	Sailed	Dev	Diff	ALERT
RANGER 29														
2017	0	0	0	0 *	0	0		232	211	1	15	+22	-21	
2018	0	0	0	0 *	0	0		232	213	1	15	+20	-19	
2019	0	0	0	0 *	0	0		232	214	1	14	+18	-18	
2022	206	184	1	7	+26	-22		0	0	0	0 *	0	0	
CUMULATIVE	206	184	1	7	+26	-22		232	213	1	44	+20	-19	?
RANGER 33														
2021	0	0	0	0 *	0	0		192	186	1	7	+24	-6	
CUMULATIVE	0	0	0	0 *	0	0		192	186	1	7	+24	-6	
R-CLASS 10														
2018	110	118	1	4	+29	+8		0	0	0	0 *	0	0	
CUMULATIVE	110	118	1	4	+29	+8		0	0	0	0 *	0	0	
R-CLASS 3														
2017	125	108	1	11	+15	-17		0	0	0	0 *	0	0	
2018	125	108	1	6	+23	-17		0	0	0	0 *	0	0	
2019	125	91	1	8	+22	-34		0	0	0	0 *	0	0	
2021	125	101	1	3	+23	-24		0	0	0	0 *	0	0	
2022	125	93	1	5	+26	-32		0	0	0	0 *	0	0	
CUMULATIVE	125	101	1	33	+21	-24	?	0	0	0	0 *	0	0	
R-CLASS 5														
2018	125	138	1	4	+20	+13		0	0	0	0 *	0	0	
CUMULATIVE	125	138	1	4	+20	+13		0	0	0	0 *	0	0	
R-CLASS 5 MOD														
2019	113	116	1	6	+18	+3		0	0	0	0 *	0	0	
CUMULATIVE	113	116	1	6	+18	+3		0	0	0	0 *	0	0	
R-CLASS 7														
2017	121	110	1	4	+12	-11		0	0	0	0 *	0	0	
CUMULATIVE	121	110	1	4	+12	-11		0	0	0	0 *	0	0	
R-CLASS 9														
2017	115	114	1	3	+13	-1		0	0	0	0 *	0	0	
2018	139	165	1	4	+30	+26		0	0	0	0 *	0	0	
CUMULATIVE	129	143	1	7	+22	+14		0	0	0	0 *	0	0	
RIVAL 36														
2019	0	0	0	0 *	0	0		175	216	1	4	+30	+41	
2022	0	0	0	0 *	0	0		163	211	1	6	+19	+48	
CUMULATIVE	0	0	0	0 *	0	0		168	213	1	10	+23	+45	
ROCKET 22 CF -SB														
2019	109	113	1	14	+31	+4		0	0	0	0 *	0	0	
2021	109	98	1	8	+21	-11		0	0	0	0 *	0	0	
2022	109	99	1	15	+19	-10		0	0	0	0 *	0	0	
CUMULATIVE	109	104	1	37	+24	-5		0	0	0	0 *	0	0	
ROUE 20														
2017	0	0	0	0 *	0	0		221	226	1	9	+20	+5	
2018	0	0	0	0 *	0	0		221	228	1	14	+21	+7	
2019	0	0	0	0 *	0	0		221	202	1	9	+42	-19	
CUMULATIVE	0	0	0	0 *	0	0		221	220	1	32	+27	-1	

CC Review

District Review
ABYC (TORW)



New Class

Flying Sails (FS)

Non-Flying Sails (NFS)

Boat Class	AVG	Calc	#Diff	#Races	Std	Calc	HDCP	AVG	Calc	#Diff	#Races	Std	Calc	HDCP
/Year	ASP	ASP	Boats	Sailed	Dev	Diff	ALERT	ASP	ASP	Boats	Sailed	Dev	Diff	ALERT
S2 10.3														
2017	115	132	1	11	+13	+17		135	125	2	19	+13	-10	
2018	115	123	1	5	+24	+8		133	132	2	13	+10	-1	
2019	115	132	1	5	+17	+17		133	134	2	9	+19	+1	
2021	115	116	1	6	+20	+1		126	105	1	3	+21	-21	
2022	0	0	0	0*	0	0		126	127	1	17	+8	+1	
CUMULATIVE	115	127	1	27	+17	+12	?	131	127	2	61	+12	-4	
S2 27														
2017	190	150	1	3	+26	-40		0	0	0	0*	0	0	
2018	190	189	1	3	0	-1		211	188	1	6	+25	-23	
2019	190	189	1	3	+24	-1		211	204	1	3	+23	-7	
2021	190	221	1	5	+35	+31		0	0	0	0*	0	0	
2022	0	0	0	0*	0	0		202	171	1	9	+20	-31	
CUMULATIVE	190	192	1	14	+23	+2		206	182	1	18	+22	-24	?
S2 7.9														
2017	0	0	0	0*	0	0		183	163	1	13	+28	-20	
2018	165	156	2	11	+11	-9		183	129	1	24	+24	-54	?
2019	165	146	2	8	+26	-19		177	144	2	25	+26	-33	??
2021	165	150	1	3	+11	-15		174	136	1	12	+23	-38	
2022	165	164	1	5	+32	-1		174	159	3	44	+20	-15	???
CUMULATIVE	165	154	2	27	+19	-11		177	148	4	118	+23	-29	?????
S2 7.9 IB														
2017	171	161	1	8	+13	-10		0	0	0	0*	0	0	
2018	171	166	1	28	+14	-5		0	0	0	0*	0	0	
2019	171	170	1	25	+14	-1		0	0	0	0*	0	0	
2022	171	167	1	24	+11	-4		0	0	0	0*	0	0	
CUMULATIVE	171	167	1	85	+13	-4		0	0	0	0*	0	0	
S2 8.5/8.6														
2019	0	0	0	0*	0	0		230	205	1	3	+20	-25	
CUMULATIVE	0	0	0	0*	0	0		230	205	1	3	+20	-25	
S2 9.1 **														
2017	136	132	6	63	+23	-4		156	156	2	7	+11	0	
2018	134	137	5	55	+20	+3		160	141	3	25	+18	-19	
2019	130	133	6	60	+22	+3		135	130	1	3	+20	-5	
2021	131	136	2	22	+14	+5		139	141	2	18	+14	+2	
2022	131	133	3	50	+22	+2		0	0	0	0*	0	0	
CUMULATIVE	133	134	8	250	+21	+1		151	142	5	53	+16	-9	????
SABRE 28-1														
2017	197	231	1	3	+22	+34		227	228	1	6	+13	+1	
2018	201	202	2	11	+30	+1		0	0	0	0*	0	0	
2021	0	0	0	0*	0	0		215	186	2	15	+27	-29	
2022	0	0	0	0*	0	0		216	200	2	16	+25	-16	
CUMULATIVE	200	208	2	14	+29	+8		217	199	2	37	+24	-18	??
SABRE 28-2														
2018	0	0	0	0*	0	0		224	233	1	9	+19	+9	
2019	0	0	0	0*	0	0		224	226	1	8	+26	+2	
2021	0	0	0	0*	0	0		216	252	1	8	+41	+36	
CUMULATIVE	0	0	0	0*	0	0		221	237	2	25	+28	+16	??
SABRE 28-3														
2017	183	195	1	3	+21	+12		0	0	0	0*	0	0	
2018	180	180	1	3	+2	0		204	214	1	3	+27	+10	
CUMULATIVE	182	188	1	6	+11	+6		204	214	1	3	+27	+10	

CC Review



CC Review



CC Review



Flying Sails (FS)

Non-Flying Sails (NFS)

<i>Boat Class</i>	<i>AVG</i>	<i>Calc</i>	<i>#Diff</i>	<i>#Races</i>	<i>Std</i>	<i>Calc</i>	<i>HDCP</i>	<i>AVG</i>	<i>Calc</i>	<i>#Diff</i>	<i>#Races</i>	<i>Std</i>	<i>Calc</i>	<i>HDCP</i>
<i>/Year</i>	<i>ASP</i>	<i>ASP</i>	<i>Boats</i>	<i>Sailed</i>	<i>Dev</i>	<i>Diff</i>	<i>ALERT</i>	<i>ASP</i>	<i>ASP</i>	<i>Boats</i>	<i>Sailed</i>	<i>Dev</i>	<i>Diff</i>	<i>ALERT</i>
SABRE 30-3														
2019	0	0	0	0 *	0	0		181	154	1	10	+46	-27	
CUMULATIVE	0	0	0	0 *	0	0		181	154	1	10	+46	-27	
SABRE 32														
2022	0	0	0	0 *	0	0		193	199	2	8	+28	+6	
CUMULATIVE	0	0	0	0 *	0	0		193	199	2	8	+28	+6	
SABRE 36														
2021	0	0	0	0 *	0	0		138	174	1	10	+32	+36	
CUMULATIVE	0	0	0	0 *	0	0		138	174	1	10	+32	+36	
SABRE 38-1														
2021	0	0	0	0 *	0	0		131	154	1	3	+45	+23	
2022	0	0	0	0 *	0	0		131	136	1	6	+49	+5	
CUMULATIVE	0	0	0	0 *	0	0		131	142	1	9	+48	+11	
SABRE 42														
2018	100	92	1	9	+22	-8		0	0	0	0 *	0	0	
2019	100	101	1	12	+18	+1		0	0	0	0 *	0	0	
2021	100	100	1	7	+26	0		0	0	0	0 *	0	0	
CUMULATIVE	100	98	1	28	+21	-2		0	0	0	0 *	0	0	
SAFFIER ES 37 LOUNGE														
2021	0	0	0	0 *	0	0		114	89	1	12	+25	-25	
2022	0	0	0	0 *	0	0		114	150	1	3	+26	+36	
CUMULATIVE	0	0	0	0 *	0	0		114	101	1	15	+25	-13	
SAN JUAN 24														
2017	0	0	0	0 *	0	0		234	261	1	3	+29	+27	
2018	215	191	1	11	+18	-24		234	258	1	4	+36	+24	
2019	0	0	0	0 *	0	0		234	252	1	8	+43	+18	
2021	212	195	1	5	+25	-17		0	0	0	0 *	0	0	
2022	0	0	0	0 *	0	0		224	172	1	3	+28	-52	
CUMULATIVE	214	192	1	16	+20	-22	?	232	242	2	18	+37	+10	
SAN JUAN 30														
2017	174	174	1	13	+2	0		200	149	1	6	+37	-51	
2018	174	164	1	19	+17	-10		200	176	1	6	+19	-24	
2019	174	185	1	4	+18	+11		0	0	0	0 *	0	0	
CUMULATIVE	174	170	1	36	+12	-4		200	162	1	12	+28	-38	
SANTA CRUZ 27 OB														
2017	138	124	1	3	+25	-14		0	0	0	0 *	0	0	
2018	138	140	1	6	+4	+2		0	0	0	0 *	0	0	
2019	138	136	1	6	+17	-2		0	0	0	0 *	0	0	
CUMULATIVE	138	135	1	15	+14	-3		0	0	0	0 *	0	0	
SANTANA 20 SD/WK MOD														
2017	0	0	0	0 *	0	0		225	231	1	5	+43	+6	
2021	0	0	0	0 *	0	0		219	208	1	17	+18	-11	
2022	0	0	0	0 *	0	0		225	221	1	25	+12	-4	
CUMULATIVE	0	0	0	0 *	0	0		223	217	1	47	+17	-6	
SANTANA 30-30 MOD														
2017	121	104	1	21	+14	-17	?	0	0	0	0 *	0	0	
2018	121	117	1	18	+16	-4		0	0	0	0 *	0	0	
CUMULATIVE	121	110	1	39	+15	-11		0	0	0	0 *	0	0	

New Class

Flying Sails (FS)

Non-Flying Sails (NFS)

Boat Class	AVG	Calc	#Diff	#Races	Std	Calc	HDCP	AVG	Calc	#Diff	#Races	Std	Calc	HDCP
/Year	ASP	ASP	Boats	Sailed	Dev	Diff	ALERT	ASP	ASP	Boats	Sailed	Dev	Diff	ALERT
SANTANA WL 24														
2017	173	112	1	4	+33	-61		188	184	1	3	+4	-4	
2018	175	154	1	8	+18	-21		0	0	0	0*	0	0	
2019	172	176	2	19	+12	+4		0	0	0	0*	0	0	
2021	175	172	2	12	+17	-3		0	0	0	0*	0	0	
2022	174	175	2	14	+9	+1		0	0	0	0*	0	0	
CUMULATIVE	174	167	2	57	+15	-7		188	184	1	3	+4	-4	
SCAMPI 30-3 MOD														
2018	0	0	0	0*	0	0		190	159	1	6	+36	-31	
CUMULATIVE	0	0	0	0*	0	0		190	159	1	6	+36	-31	
SCHOCK 35														
2018	0	0	0	0*	0	0		93	83	1	8	+14	-10	
2019	76	88	1	4	+10	+12		93	90	1	13	+20	-3	
2022	76	88	1	4	+41	+12		0	0	0	0*	0	0	
CUMULATIVE	76	88	1	8	+26	+12		93	87	1	21	+18	-6	
SHARK 24 **														
2017	219	206	25	301	+21	-13	?????	234	224	4	22	+24	-10	
2018	219	208	46	528	+24	-11	????	232	229	13	77	+21	-3	
2019	218	216	19	188	+21	-2		231	232	12	78	+18	+1	
2021	219	209	21	165	+25	-10	????	225	213	2	13	+40	-12	
2022	219	200	29	309	+25	-19	?????	221	230	4	26	+29	+9	
CUMULATIVE	219	207	66	1491	+23	-12	?????	230	229	23	216	+22	-1	
SIRIUS 28														
2017	0	0	0	0*	0	0		220	245	2	17	+28	+25	
2018	0	0	0	0*	0	0		218	221	3	34	+20	+3	
2019	0	0	0	0*	0	0		213	198	2	18	+26	-15	
2021	0	0	0	0*	0	0		203	169	1	12	+32	-34	
2022	0	0	0	0*	0	0		204	213	3	24	+23	+9	
CUMULATIVE	0	0	0	0*	0	0		213	213	4	105	+24	0	
SOLING														
2017	143	162	4	41	+18	+19	????	0	0	0	0*	0	0	
2018	147	156	5	35	+21	+9		183	182	1	5	+28	-1	
2019	151	145	2	16	+15	-6		0	0	0	0*	0	0	
CUMULATIVE	146	156	5	92	+19	+10	????	183	182	1	5	+28	-1	
SONIC 23														
2017	0	0	0	0*	0	0		272	314	1	5	+47	+42	
2018	0	0	0	0*	0	0		261	285	1	5	+39	+24	
2019	0	0	0	0*	0	0		261	298	1	6	+46	+37	
CUMULATIVE	0	0	0	0*	0	0		264	299	2	16	+44	+35	
SOTO 40 CF -SB														
2017	-24	18	1	4	+44	+42		0	0	0	0*	0	0	
2018	-18	5	1	3	+46	+23		0	0	0	0*	0	0	
CUMULATIVE	-21	12	1	7	+45	+33		0	0	0	0*	0	0	
SOVEREL 27 IB														
2017	144	121	1	9	+17	-23		0	0	0	0*	0	0	
2018	144	139	1	22	+11	-5		0	0	0	0*	0	0	
2019	144	144	1	22	+14	0		0	0	0	0*	0	0	
2022	144	123	1	28	+22	-21	?	0	0	0	0*	0	0	
CUMULATIVE	144	133	1	81	+16	-11		0	0	0	0*	0	0	

CC Review



CC Review



Flying Sails (FS)

Non-Flying Sails (NFS)

<i>Boat Class</i>	<i>AVG</i>	<i>Calc</i>	<i>#Diff</i>	<i>#Races</i>	<i>Std</i>	<i>Calc</i>	<i>HDCP</i>	<i>AVG</i>	<i>Calc</i>	<i>#Diff</i>	<i>#Races</i>	<i>Std</i>	<i>Calc</i>	<i>HDCP</i>
<i>/Year</i>	<i>ASP</i>	<i>ASP</i>	<i>Boats</i>	<i>Sailed</i>	<i>Dev</i>	<i>Diff</i>	<i>ALERT</i>	<i>ASP</i>	<i>ASP</i>	<i>Boats</i>	<i>Sailed</i>	<i>Dev</i>	<i>Diff</i>	<i>ALERT</i>
SOVEREL 30-4														
2017	123	123	1	3	+10	0		0	0	0	0*	0	0	
2022	124	141	1	24	+16	+17	?	0	0	0	0*	0	0	
CUMULATIVE	124	139	1	27	+15	+15	?	0	0	0	0*	0	0	
SOVEREL 33-2 IB														
2018	87	99	2	14	+15	+12		0	0	0	0*	0	0	
2019	87	94	1	6	+14	+7		0	0	0	0*	0	0	
2021	84	86	2	7	+27	+2		0	0	0	0*	0	0	
CUMULATIVE	86	94	3	27	+18	+8		0	0	0	0*	0	0	
SPRINTA MOD														
2017	0	0	0	0*	0	0		223	232	1	3	+24	+9	
2021	0	0	0	0*	0	0		211	202	1	13	+30	-9	
CUMULATIVE	0	0	0	0*	0	0		213	208	1	16	+29	-5	
SPRINTA SPORT 23														
2017	0	0	0	0*	0	0		216	195	1	6	+14	-21	
2018	0	0	0	0*	0	0		216	210	1	12	+19	-6	
2019	0	0	0	0*	0	0		216	222	1	7	+16	+6	
CUMULATIVE	0	0	0	0*	0	0		216	210	1	25	+17	-6	
STAR -SB														
2019	141	124	1	13	+14	-17		157	128	1	3	+24	-29	
2022	0	0	0	0*	0	0		135	73	1	8	+34	-62	
CUMULATIVE	141	124	1	13	+14	-17		141	88	2	11	+32	-53	
STAR 30 CUS 1														
2017	126	127	1	28	+9	+1		0	0	0	0*	0	0	
2018	126	108	1	6	+35	-18		0	0	0	0*	0	0	
2021	126	146	1	7	+21	+20		144	132	1	6	+14	-12	
2022	126	137	1	10	+11	+11		144	134	1	10	+26	-10	
CUMULATIVE	126	129	1	51	+14	+3		144	133	1	16	+22	-11	
STAR 30 CUS 2														
2017	0	0	0	0*	0	0		157	156	1	8	+10	-1	
2018	137	185	1	9	+29	+48		0	0	0	0*	0	0	
2019	0	0	0	0*	0	0		157	168	1	4	+14	+11	
2022	137	160	1	3	+5	+23		0	0	0	0*	0	0	
CUMULATIVE	137	179	1	12	+23	+42		157	160	1	12	+11	+3	
STARWIND 27														
2022	0	0	0	0*	0	0		206	200	1	3	+42	-6	
CUMULATIVE	0	0	0	0*	0	0		206	200	1	3	+42	-6	
STARWIND 27 IB														
2022	0	0	0	0*	0	0		218	197	1	20	+37	-21	?
CUMULATIVE	0	0	0	0*	0	0		218	197	1	20	+37	-21	?
SWAN 47														
2018	85	116	1	12	+35	+31		0	0	0	0*	0	0	
2022	85	131	1	9	+50	+46		0	0	0	0*	0	0	
CUMULATIVE	85	122	1	21	+41	+37	?	0	0	0	0*	0	0	

Flying Sails (FS)

Non-Flying Sails (NFS)

<i>Boat Class</i>	<i>AVG</i>	<i>Calc</i>	<i>#Diff</i>	<i>#Races</i>	<i>Std</i>	<i>Calc</i>	<i>HDCP</i>	<i>AVG</i>	<i>Calc</i>	<i>#Diff</i>	<i>#Races</i>	<i>Std</i>	<i>Calc</i>	<i>HDCP</i>
<i>/Year</i>	<i>ASP</i>	<i>ASP</i>	<i>Boats</i>	<i>Sailed</i>	<i>Dev</i>	<i>Diff</i>	<i>ALERT</i>	<i>ASP</i>	<i>ASP</i>	<i>Boats</i>	<i>Sailed</i>	<i>Dev</i>	<i>Diff</i>	<i>ALERT</i>
TANZER 22 **														
2017	220	226	7	53	+23	+6	????	243	251	8	61	+19	+8	????
2018	222	219	6	72	+23	-3		243	259	8	64	+26	+16	?????
2019	222	214	5	38	+21	-8		244	246	7	47	+23	+2	
2021	221	216	5	40	+25	-5		229	226	3	18	+17	-3	
2022	222	224	5	51	+24	+2		236	241	3	38	+33	+5	
CUMULATIVE	222	220	10	254	+23	-2		241	248	13	228	+24	+7	????
TANZER 22 MOD														
2017	223	271	1	8	+38	+48		0	0	0	0*	0	0	
2018	0	0	0	0*	0	0		243	213	1	23	+20	-30	?
2019	0	0	0	0*	0	0		243	233	1	18	+19	-10	
CUMULATIVE	223	271	1	8	+38	+48		243	222	1	41	+20	-21	?
TANZER 25 OB														
2017	0	0	0	0*	0	0		194	198	2	12	+21	+4	
2018	0	0	0	0*	0	0		198	199	2	19	+15	+1	
2019	0	0	0	0*	0	0		200	224	2	6	+32	+24	
CUMULATIVE	0	0	0	0*	0	0		197	203	2	37	+20	+6	
TANZER 26														
2017	214	228	2	16	+27	+14		241	235	10	76	+24	-6	????
2018	217	234	2	9	+22	+17		238	251	12	117	+21	+13	?????
2019	217	214	2	11	+23	-3		237	239	10	76	+19	+2	
2021	213	244	1	5	+45	+31		231	198	4	31	+24	-33	
2022	213	243	1	9	+41	+30		232	223	5	42	+19	-9	????
CUMULATIVE	215	230	4	50	+30	+15	????	237	237	19	342	+21	0	
TANZER 26 IB														
2019	0	0	0	0*	0	0		237	272	1	6	+39	+35	
CUMULATIVE	0	0	0	0*	0	0		237	272	1	6	+39	+35	
TANZER 29 SD														
2022	0	0	0	0*	0	0		213	224	1	5	+5	+11	
CUMULATIVE	0	0	0	0*	0	0		213	224	1	5	+5	+11	
TANZER 7.5														
2017	0	0	0	0*	0	0		251	225	2	23	+21	-26	??
2018	0	0	0	0*	0	0		251	240	2	26	+23	-11	
2019	0	0	0	0*	0	0		245	247	2	26	+22	+2	
2022	0	0	0	0*	0	0		239	241	3	19	+24	+2	
CUMULATIVE	0	0	0	0*	0	0		247	238	4	94	+22	-9	????
TANZER 8.5														
2019	0	0	0	0*	0	0		240	234	1	8	+30	-6	
2021	0	0	0	0*	0	0		228	228	1	5	+16	0	
2022	0	0	0	0*	0	0		228	239	1	11	+16	+11	
CUMULATIVE	0	0	0	0*	0	0		232	235	1	24	+21	+3	
TARTAN 101 (C&C) CF														
2017	89	87	1	24	+9	-2		0	0	0	0*	0	0	
2018	89	92	1	8	+13	+3		0	0	0	0*	0	0	
2021	89	99	1	4	+14	+10		0	0	0	0*	0	0	
CUMULATIVE	89	89	1	36	+11	0		0	0	0	0*	0	0	

CC Review

CC Review

CC Review



Flying Sails (FS)

Non-Flying Sails (NFS)

Boat Class	AVG	Calc	#Diff	#Races	Std	Calc	HDCP	AVG	Calc	#Diff	#Races	Std	Calc	HDCP
/Year	ASP	ASP	Boats	Sailed	Dev	Diff	ALERT	ASP	ASP	Boats	Sailed	Dev	Diff	ALERT

CC Review

TARTAN 30

2017	190	191	2	13	+22	+1		214	201	3	16	+10	-13	
2018	194	200	4	37	+25	+6		209	213	3	27	+10	+4	
2019	195	206	3	16	+19	+11		209	202	3	18	+26	-7	
2021	0	0	0	0*	0	0		188	186	1	8	+25	-2	
2022	196	200	2	8	+29	+4		210	218	2	15	+26	+8	
CUMULATIVE	194	200	4	74	+24	+6	????	208	207	6	84	+18	-1	



TARTAN 31/3100

2017	0	0	0	0*	0	0		180	198	1	12	+26	+18	
2018	0	0	0	0*	0	0		186	180	1	10	+12	-6	
2019	0	0	0	0*	0	0		186	181	1	13	+12	-5	
2021	0	0	0	0*	0	0		177	171	1	5	+24	-6	
2022	0	0	0	0*	0	0		177	162	1	6	+22	-15	
CUMULATIVE	0	0	0	0*	0	0		182	182	1	46	+18	0	

TARTAN 34 >200

2021	184	204	1	7	+29	+20		0	0	0	0*	0	0	
2022	184	219	1	4	+44	+35		0	0	0	0*	0	0	
CUMULATIVE	184	209	1	11	+35	+25		0	0	0	0*	0	0	

District Review RHYC (GHPRF)

TARTAN 3400 KCB

2018	0	0	0	0*	0	0		145	170	1	14	+39	+25	
2019	0	0	0	0*	0	0		145	159	1	20	+25	+14	?
2021	0	0	0	0*	0	0		138	152	1	13	+15	+14	
2022	0	0	0	0*	0	0		138	145	1	23	+21	+7	
CUMULATIVE	0	0	0	0*	0	0		141	155	1	70	+25	+14	?

TARTAN 3500 SD

2017	0	0	0	0*	0	0		153	153	1	10	+9	0	
2018	0	0	0	0*	0	0		150	159	1	13	+17	+9	
2019	0	0	0	0*	0	0		150	159	1	13	+41	+9	
2021	0	0	0	0*	0	0		141	156	1	5	+13	+15	
2022	0	0	0	0*	0	0		149	149	1	7	+14	0	
CUMULATIVE	0	0	0	0*	0	0		150	156	1	48	+21	+6	

TARTAN FANTAIL 26

2022	149	187	1	11	+35	+38		0	0	0	0*	0	0	
CUMULATIVE	149	187	1	11	+35	+38		0	0	0	0*	0	0	

TARTAN TEN

2018	0	0	0	0*	0	0		153	152	1	6	+21	-1	
2019	0	0	0	0*	0	0		153	127	1	15	+39	-26	
CUMULATIVE	0	0	0	0*	0	0		153	134	1	21	+34	-19	?

THOMAS 35

2017	75	83	1	17	+10	+8		0	0	0	0*	0	0	
2018	75	83	2	16	+15	+8		0	0	0	0*	0	0	
2019	75	101	1	13	+31	+26		0	0	0	0*	0	0	
2021	74	78	2	15	+15	+4		0	0	0	0*	0	0	
2022	76	74	1	10	+8	-2		0	0	0	0*	0	0	
CUMULATIVE	75	84	2	71	+16	+9		0	0	0	0*	0	0	

THUNDERBIRD

2017	172	111	1	3	+27	-61		0	0	0	0*	0	0	
CUMULATIVE	172	111	1	3	+27	-61		0	0	0	0*	0	0	

Flying Sails (FS)

Non-Flying Sails (NFS)

Boat Class /Year	AVG ASP	Calc ASP	#Diff Boats	#Races Sailed	Std Dev	Calc Diff	HDCP ALERT	AVG ASP	Calc ASP	#Diff Boats	#Races Sailed	Std Dev	Calc Diff	HDCP ALERT
TMI 27														
2019	168	147	1	6	+18	-21		0	0	0	0*	0	0	
2021	168	144	1	7	+27	-24		0	0	0	0*	0	0	
2022	168	143	1	3	+15	-25		0	0	0	0*	0	0	
CUMULATIVE	168	145	1	16	+21	-23	?	0	0	0	0*	0	0	
TRIPP 26 -SB														
2017	114	119	1	20	+8	+5		0	0	0	0*	0	0	
2018	114	108	2	33	+13	-6		0	0	0	0*	0	0	
2019	116	118	2	35	+16	+2		0	0	0	0*	0	0	
2021	117	100	1	9	+14	-17		0	0	0	0*	0	0	
2022	117	115	1	14	+9	-2		0	0	0	0*	0	0	
CUMULATIVE	115	113	2	111	+13	-2		0	0	0	0*	0	0	
TRIPP 37														
2017	93	80	1	12	+15	-13		0	0	0	0*	0	0	
2018	93	87	1	12	+29	-6		0	0	0	0*	0	0	
2019	93	78	1	6	+8	-15		0	0	0	0*	0	0	
2022	93	81	1	24	+10	-12	?	0	0	0	0*	0	0	
CUMULATIVE	93	82	1	54	+15	-11		0	0	0	0*	0	0	
ULTIMATE 20 -SB														
2019	148	145	1	23	+17	-3		0	0	0	0*	0	0	
CUMULATIVE	148	145	1	23	+17	-3		0	0	0	0*	0	0	
US 33														
2018	0	0	0	0*	0	0		160	185	1	4	+19	+25	
CUMULATIVE	0	0	0	0*	0	0		160	185	1	4	+19	+25	
VIKING 22 MOD 2														
2017	234	196	1	5	+16	-38		0	0	0	0*	0	0	
2018	236	191	1	3	+20	-45		0	0	0	0*	0	0	
CUMULATIVE	235	194	1	8	+17	-41		0	0	0	0*	0	0	
VIKING 28 IB														
2017	184	199	4	33	+24	+15		201	200	3	19	+29	-1	
2018	186	190	4	31	+18	+4		203	187	6	46	+29	-16	????
2019	186	210	3	14	+18	+24		204	198	7	45	+24	-6	????
2021	186	186	1	3	+18	0		196	168	2	9	+25	-28	
2022	184	195	3	16	+24	+11		196	181	6	34	+29	-15	
CUMULATIVE	185	197	6	97	+21	+12	?????	201	189	11	153	+27	-12	?????
VIKING 28 OB														
2017	181	190	3	40	+23	+9	???	0	0	0	0*	0	0	
2018	181	182	4	36	+16	+1		199	200	1	22	+27	+1	
2019	179	178	2	27	+27	-1		203	163	1	6	+27	-40	
2021	179	207	1	14	+20	+28		193	170	2	7	+23	-23	
2022	179	182	4	36	+25	+3		193	160	2	14	+33	-33	
CUMULATIVE	180	186	6	153	+22	+6	????	197	180	3	49	+28	-17	???
VIKING 33														
2017	0	0	0	0*	0	0		158	156	3	37	+14	-2	
2018	0	0	0	0*	0	0		157	157	3	33	+17	0	
2019	0	0	0	0*	0	0		153	154	3	23	+14	+1	
2021	0	0	0	0*	0	0		146	157	2	16	+17	+11	
2022	0	0	0	0*	0	0		146	154	2	22	+22	+8	
CUMULATIVE	0	0	0	0*	0	0		153	156	3	131	+16	+3	

CC Review

CC Review



Flying Sails (FS)

Non-Flying Sails (NFS)

Boat Class	AVG	Calc	#Diff	#Races	Std	Calc	HDCP	AVG	Calc	#Diff	#Races	Std	Calc	HDCP
/Year	ASP	ASP	Boats	Sailed	Dev	Diff	ALERT	ASP	ASP	Boats	Sailed	Dev	Diff	ALERT
VIKING 33 MOD 1														
2017	128	122	1	8	+33	-6		153	144	1	6	+15	-9	
2018	128	123	1	10	+10	-5		153	145	1	13	+12	-8	
2019	128	128	1	8	+8	0		0	0	0	0*	0	0	
2021	130	92	1	3	+17	-38		0	0	0	0*	0	0	
2022	130	121	1	13	+16	-9		146	130	1	10	+26	-16	
CUMULATIVE	129	121	1	42	+16	-8		151	140	1	29	+18	-11	
VIKING 33/34														
2017	0	0	0	0*	0	0		155	153	5	53	+20	-2	
2018	138	137	1	3	+24	-1		158	142	3	36	+17	-16	???
2019	0	0	0	0*	0	0		155	143	3	32	+13	-12	???
2021	0	0	0	0*	0	0		141	138	1	14	+14	-3	
2022	0	0	0	0*	0	0		143	148	2	25	+27	+5	
CUMULATIVE	138	137	1	3	+24	-1		153	147	6	160	+18	-6	????
VIPER 640 CF -SB														
2017	108	107	6	78	+21	-1		0	0	0	0*	0	0	
2018	108	101	8	88	+16	-7	????	0	0	0	0*	0	0	
2019	107	97	7	62	+21	-10	????	0	0	0	0*	0	0	
2021	106	89	4	27	+17	-17		0	0	0	0*	0	0	
2022	107	112	5	38	+25	+5		0	0	0	0*	0	0	
CUMULATIVE	108	102	9	293	+20	-6	????	0	0	0	0*	0	0	
VIPER 830 CF -SB														
2017	63	32	1	13	+23	-31		0	0	0	0*	0	0	
2018	63	30	1	10	+21	-33		0	0	0	0*	0	0	
2019	41	25	1	9	+9	-16		0	0	0	0*	0	0	
CUMULATIVE	57	29	1	32	+18	-28	?	0	0	0	0*	0	0	
VOLLMER 30 CUS MOD														
2017	123	121	1	8	+25	-2		143	188	1	6	+42	+45	
2018	123	122	1	5	+22	-1		0	0	0	0*	0	0	
2019	123	109	1	7	+20	-14		0	0	0	0*	0	0	
2021	123	124	1	8	+8	+1		137	137	1	3	+8	0	
2022	123	128	1	7	+11	+5		0	0	0	0*	0	0	
CUMULATIVE	123	121	1	35	+17	-2		141	171	1	9	+31	+30	
VX ONE -SB														
2017	107	74	1	5	+17	-33		0	0	0	0*	0	0	
2021	101	104	1	5	+34	+3		0	0	0	0*	0	0	
CUMULATIVE	104	89	2	10	+26	-15		0	0	0	0*	0	0	
WARWICK 24 CUS														
2018	178	192	1	5	+27	+14		0	0	0	0*	0	0	
2019	178	178	1	5	+8	0		0	0	0	0*	0	0	
2021	0	0	0	0*	0	0		196	190	1	3	+30	-6	
2022	174	173	1	13	+12	-1		0	0	0	0*	0	0	
CUMULATIVE	176	178	1	23	+15	+2		196	190	1	3	+30	-6	
WHITBY 27														
2017	203	205	1	7	+11	+2		0	0	0	0*	0	0	
2018	203	192	1	9	+13	-11		0	0	0	0*	0	0	
2019	203	212	1	6	+21	+9		0	0	0	0*	0	0	
2022	203	203	1	6	+37	0		0	0	0	0*	0	0	
CUMULATIVE	203	202	1	28	+19	-1		0	0	0	0*	0	0	
X 1 TON MOD														
2017	63	73	1	8	+18	+10		0	0	0	0*	0	0	
CUMULATIVE	63	73	1	8	+18	+10		0	0	0	0*	0	0	

CC Review

CC Review



Flying Sails (FS)

Non-Flying Sails (NFS)

Boat Class	AVG	Calc	#Diff	#Races	Std	Calc	HDCP	AVG	Calc	#Diff	#Races	Std	Calc	HDCP
/Year	ASP	ASP	Boats	Sailed	Dev	Diff	ALERT	ASP	ASP	Boats	Sailed	Dev	Diff	ALERT

CC Review	X 102													
	2017	0	0	0	0*	0	0	146	128	1	11	+11	-18	
	2018	0	0	0	0*	0	0	143	127	2	16	+14	-16	
District Review RCYC (TORW)	2019	0	0	0	0*	0	0	141	138	1	8	+18	-3	
	2021	0	0	0	0*	0	0	135	98	1	6	+17	-37	
	2022	0	0	0	0*	0	0	135	118	1	10	+8	-17	
	CUMULATIVE	0	0	0	0*	0	0	141	124	2	51	+13	-17	??

CC Review	X 35													
	2017	68	57	2	35	+11	-11	96	85	1	5	+24	-11	
	2018	68	48	1	12	+21	-20	96	96	1	14	+17	0	
District Review RCYC (TORW)	2019	68	56	1	14	+9	-12	0	0	0	0*	0	0	
	2021	63	49	1	9	+17	-14	0	0	0	0*	0	0	
	2022	63	47	1	28	+12	-16	84	82	1	7	+12	-2	
	CUMULATIVE	66	52	2	98	+13	-14	93	90	1	26	+17	-3	

District Review THSC (TORW)	X 95													
	2017	0	0	0	0*	0	0	165	152	2	10	+22	-13	
	2018	147	99	1	7	+25	-48	165	164	1	6	+23	-1	
	2019	157	156	1	5	+21	-1	165	164	1	5	+6	-1	
	2021	146	148	1	3	+19	+2	170	158	1	4	+10	-12	
	2022	146	140	1	8	+17	-6	156	168	1	12	+23	+12	
	CUMULATIVE	149	132	1	23	+21	-17	163	161	3	37	+19	-2	

	X 95 TM													
	2017	138	135	1	5	+3	-3	0	0	0	0*	0	0	
	2018	138	123	1	18	+15	-15	0	0	0	0*	0	0	
	2019	138	135	1	17	+15	-3	0	0	0	0*	0	0	
	2021	138	148	1	12	+47	+10	0	0	0	0*	0	0	
	2022	138	137	1	11	+29	-1	0	0	0	0*	0	0	
	CUMULATIVE	138	134	1	63	+23	-4	0	0	0	0*	0	0	

CC Review	X 95 TM MOD 2													
	2017	152	173	1	3	+19	+21	181	156	1	5	+15	-25	
	2018	152	169	1	4	+18	+17	183	148	1	5	+14	-35	
District Review PCYC (TORW)	2019	0	0	0	0*	0	0	180	171	1	15	+16	-9	
	2021	0	0	0	0*	0	0	171	166	1	14	+23	-5	
	2022	0	0	0	0*	0	0	171	152	1	19	+20	-19	
	CUMULATIVE	152	171	1	7	+18	+19	175	160	1	58	+19	-15	?

	X 99													
	2017	0	0	0	0*	0	0	130	127	1	5	+15	-3	
	CUMULATIVE	0	0	0	0*	0	0	130	127	1	5	+15	-3	